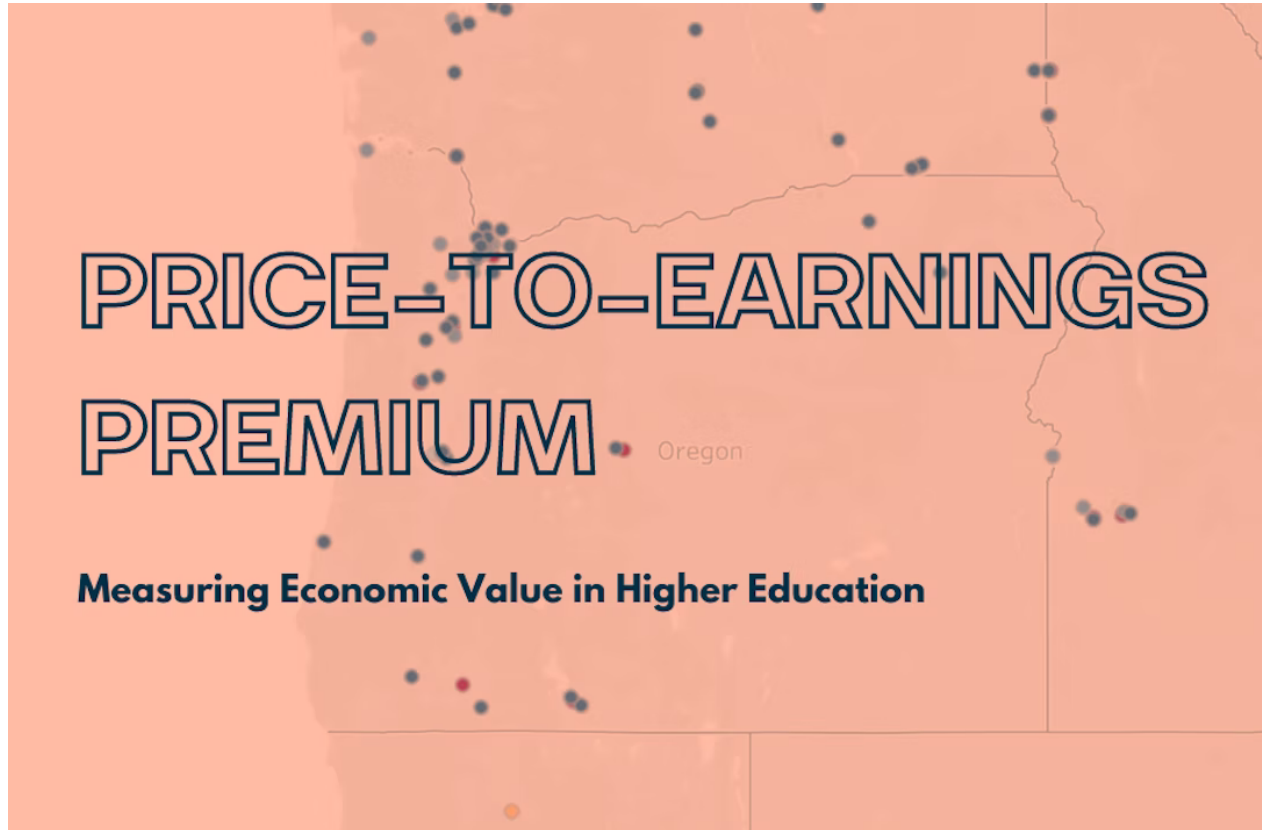


Interactive Map of the Price-to-Earnings Premium for All Students



Tosin Akintola
Former Education Communications Advisor
[@ThirdWayEDU](https://twitter.com/ThirdWayEDU)



Michael Itzkowitz
Senior Fellow, Higher Education
[@mikeitzkowitz](https://twitter.com/mikeitzkowitz)



Nicole Siegel
Director of Advocacy for Social Policy, Education & Politics
[@NSiegel_DC](https://twitter.com/NSiegel_DC)

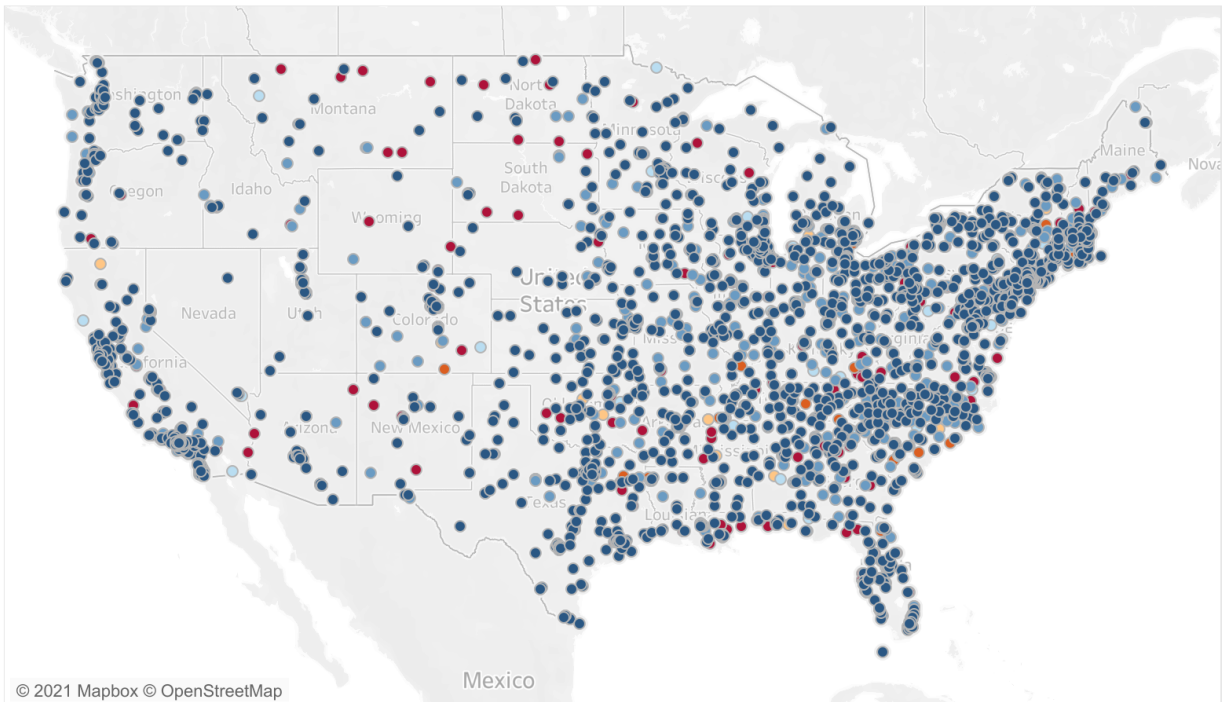
We developed the Price-to-Earnings Premium (PEP) in an effort to better determine the economic value that institutions of higher education provide to their students. To measure this concept, we look at the net price the average student pays out-of-pocket to obtain an academic credential relative to the additional amount they earn by attending that institution in the first place. If a student earns more than non-college goers, the additional annual income they obtain can be used to recoup their educational costs.

$$\text{Total Average Net Price} / (\text{Post-Enrollment Earnings} - \text{Typical Salary of a High School Graduate}) = \text{Number of Years to Recoup Net Cost}$$

Below, find a map of institutions across the US and the years it takes students to recoup their educational costs at each one. You can set the criteria you're interested in, whether that be the type of degree the institution provides, if it's private or public, and where it's located.

Price-to-Earnings Premium: Years it Takes Students to Recoup Their Higher Ed Investment

Price-to-Earnings Premium

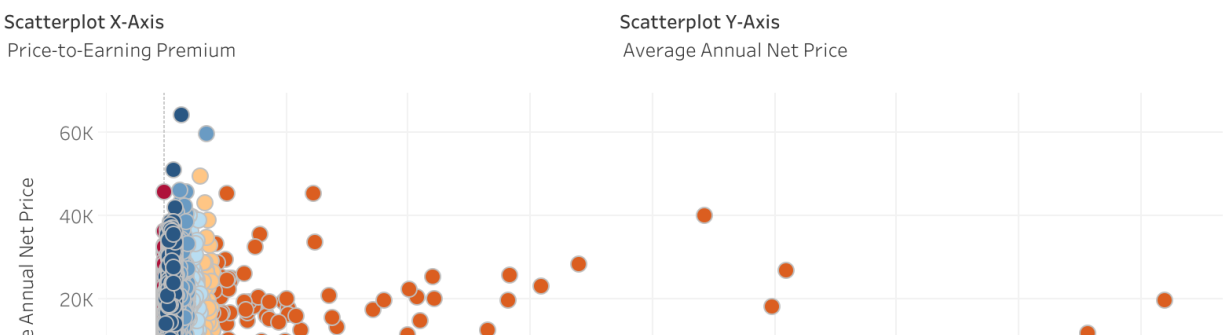


Price-to-Earning Buckets	Federal Student Aid Received	Institution name1	Predominant degree1
All	All	All	All
Sector	State1	Accreditor name1	Minority-Serving Institutions
All	Multiple values	All	All

Distribution of Price-to-Earnings by Institution



Price-to-Earning Premium vs Average Annual Net Price





Institution Details

Institution	Earnings Premium Beyond a High School Graduate	Total Net Price to Earn Credential	Price-to-Earnings Premium
COLLEGE OF SAN MATEO	\$15,880	\$1,688	0.1
CLEVELAND COMMUNITY COLLEGE	\$2,500	\$168	0.1
GORDON COOPER TECHNOLOGY CENTER	\$10,050	\$1,227	0.1
SKYLINE COLLEGE	\$15,680	\$3,410	0.2
FOOTHILL COLLEGE	\$21,680	\$6,572	0.3
GROSSMONT COLLEGE	\$9,180	\$2,706	0.3
GALVESTON COLLEGE	\$7,989	\$2,438	0.3
MOORPARK COLLEGE	\$13,780	\$4,512	0.3

TOPICS

HIGHER EDUCATION 597