

Q1. Are you considering continuing your education after graduating high school?

Yes 92%
No 8

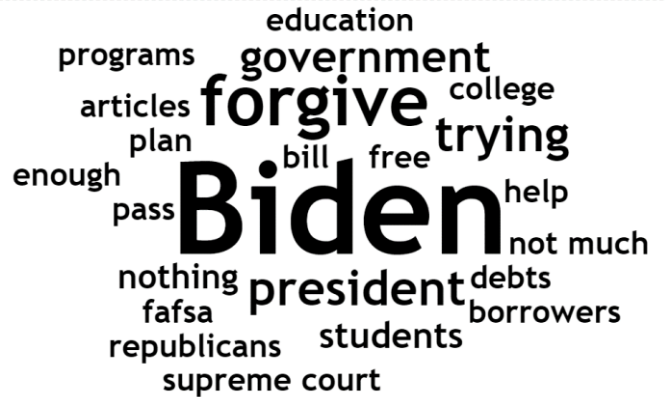
Q2. What are you currently planning to do after graduating high school?

Attend a four-year college or university 58%
Attend a public community college 14
Attend a trade or vocational school 8
Pursue full-time employment 6
Join the military 3
Start an apprenticeship 2
Something else 1
Not sure yet 8

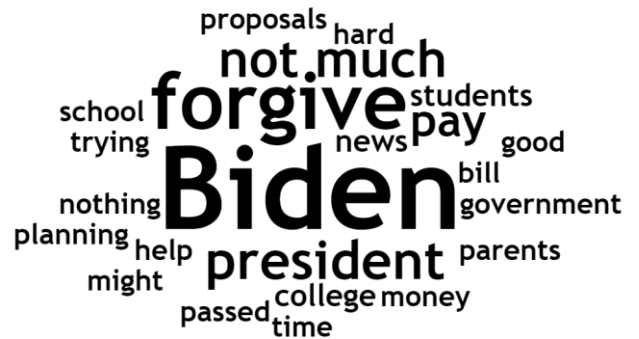
Q3. How much have you seen, read, or heard about proposals to cancel federal student loan debt?

	Total	Student Debt First	Student Debt Last
A lot	18%	19%	16%
Some	42	41	43
Not that much	22	23	21
Nothing at all	19	18	20

Q4A. [STUDENT DEBT FIRST] In your own words, what have you seen, read, or heard about proposals to cancel federal student loan debt? [OPEN END]



Q108B. [STUDENT DEBT LAST] In your own words, what have you seen, read, or heard about proposals to cancel federal student loan debt? [OPEN END]



Q5. Where have you seen, read, or heard about proposals to cancel federal student loan debt?

	Total	Student Debt	Student Debt
		First	Last
News on TV.....	45%	44%	45%
From your family.....	39	39	39
News articles you read online.....	36	37	35
From your friends.....	25	26	24
TikTok.....	23	24	23
Instagram.....	21	20	22
Facebook.....	19	21	16
X, previously known as Twitter.....	13	12	14
Somewhere else.....	6	6	6

Q6. Do you support or oppose cancelling all federal student loan debt?

	Total	Student Debt	Student Debt
		First	Last
Strongly support.....	40%	39%	40%
Somewhat support.....	24	22	26
Somewhat oppose.....	11	10	11
Strongly oppose.....	8	8	7
Not sure.....	18	20	15
SUPPORT (NET).....	64%	62	67
OPPOSE (NET).....	18	18	19

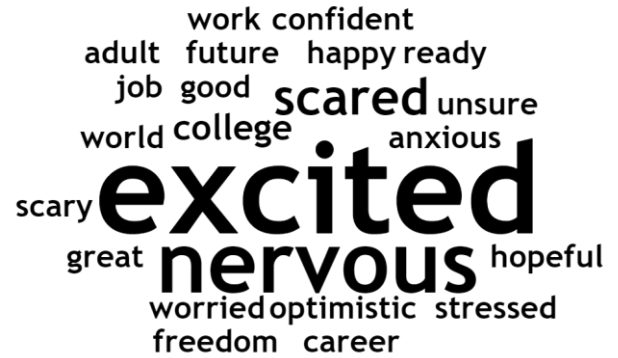
Q7. Has the possibility of taking on student loan debt impacted whether you are considering higher education after you graduate high school?

	Total	Student Debt	Student Debt
		First	Last
No, potential student loan debt is not something I am thinking about right now.....	21%	23%	19%
No, I've thought about it, but I am likely going to continue my education after high school anyway.....	32	31	33
Yes, it's making me think about whether I should continue my education post-high school.....	24	23	26
Yes, it's making me think about potentially lower cost programs and options.....	22	23	22

Q8. Which of the following statements do you agree with more?

	Total	Student Debt	Student Debt
		First	Last
Taking on some debt is worth it to get a college degree.	62%	62%	62%
The idea of taking on loans to go to college is too risky and not worth it.....	31	31	32
I am not considering continuing my education after graduating high school.....	7	7	7

Q9C. [SPLIT C] When you think about life after graduating high school, how do you feel? **[OPEN END]**



Q9D. [SPLIT D] You will now see a list of words. Please choose the two words that best describe how you feel about life after high school.

Excited.....	44%
Nervous.....	38
Optimistic.....	33
Anxious.....	29
Ready.....	16
Happy.....	15
Worried.....	15
Scared.....	9
Something else.....	1

Q9D. [SPLIT D] You will now see a list of words. Please choose the two words that best describe how you feel about life after high school.

	<u>Total</u>	<u>Student Debt</u>	<u>Student Debt</u>
		<u>First</u>	<u>Last</u>
Excited.....	44%	45%	43%
Nervous.....	38	43	34
Optimistic.....	33	33	34
Anxious.....	29	29	29
Ready.....	16	12	20
Happy.....	15	13	17
Worried.....	15	16	13
Scared.....	9	9	9
Something else.....	1	1	2

B1. You will now see a list of things some students have said they're concerned about after they graduate high school. Please indicate how concerned you are about each of the following.

	CONCERNED		NOT CONCERNED		NET	
	<u>Very</u>	<u>Somewhat</u>	<u>Not that</u>	<u>Not at all</u>	<u>CONCERNED</u>	<u>NOT CONCERNED</u>
• [SPLIT C] Earning enough money to support myself.....	47%	36	12	4	84%	16
• [SPLIT D] Earning enough money to support myself and my family....	44%	34	17	5	78%	22
• Being able to afford college.....	43%	33	14	10	76%	24
• Taking on student loans to pay for college.....	36%	38	15	12	73%	27
• Getting a job after graduating from college.....	31%	38	21	10	69%	31
• Leaving my friends and family.....	28%	41	21	9	70%	30

B1. You will now see a list of things some students have said they're concerned about after they graduate high school. Please indicate how concerned you are about each of the following.

	CONCERNED		NOT CONCERNED		NET	
	<u>Very</u>	<u>Somewhat</u>	<u>Not that</u>	<u>Not at all</u>	<u>CONCERNED</u>	<u>NOT CONCERNED</u>
• [SPLIT D] Getting into my top choice college	26%	38	23	14	63%	37
• [SPLIT C] Getting into college.....	24%	31	24	21	55%	45
• [SPLIT D] Learning a valuable trade.....	21%	39	29	11	60%	40
• Getting a job directly after high school.....	21%	35	29	15	56%	44
• [SPLIT C] Getting an apprenticeship	13%	33	33	20	46%	54

Q18. Have you thought about your post-high school plans?

Yes	86%
No	14

Q19. [IF THOUGHT ABOUT POST HS PLANS] Who do you talk about your post-high school plans with?

Your parents	86%
Your friends	66
High school guidance counselors.....	45
Teachers.....	44
Your siblings	32
College admissions officers.....	14
Private college admissions consultant	6
Military recruiters	3
Someone else.....	3
No one	4

Q20. [IF THOUGHT ABOUT POST HS PLANS] When did you start thinking about your post-high school plans?

I've always known what I'm going to do after high school	16%
In middle school or junior high school	30
In 9th grade	21
In 10th grade	16
In 11th grade	11
In 12th grade	5

B2. You will now see a list of educational options after high school. Please indicate whether you have a favorable or unfavorable opinion of each. If you haven't heard of them or don't know enough about them to give a rating, please select that option.

	FAVORABLE		UNFAVORABLE		CR	NH	NET	
	<u>Very</u>	<u>Somewhat</u>	<u>Somewhat</u>	<u>Very</u>			<u>FAVORABLE</u>	<u>UNFAVORABLE</u>
• Four-year colleges and universities in the United States.....	40%	36	13	5	5	1	76%	17
• Public community colleges in the United States.....	30%	45	14	4	6	2	74%	18

B2. You will now see a list of educational options after high school. Please indicate whether you have a favorable or unfavorable opinion of each. If you haven't heard of them or don't know enough about them to give a rating, please select that option.

	FAVORABLE		UNFAVORABLE		CR	NH	NET	
	Very	Somewhat	Somewhat	Very			FAVORABLE	UNFAVORABLE
• Trade or vocational schools in the United States.....	27%	39	10	3	16	6	66%	13
• The higher education system in the United States.....	22%	41	17	5	9	5	63%	23
• Apprenticeship programs in the United States.....	21%	37	10	3	19	10	58%	13
• For-profit colleges in the United States.....	12%	30	18	10	17	15	41%	27

Q27. When it comes to your post-high school plans, which of the following have you considered?

Four-year colleges and universities.....	71%
Public community colleges.....	40
Full-time employment.....	37
Trade or vocational schools.....	27
Apprenticeship programs.....	16
Military.....	13
Something else.....	2

Q28. How much of a factor is cost in deciding whether you attend a four-year college or university?

Very important.....	51%
Somewhat important.....	38
Not that important.....	7
Not important at all.....	3
IMPORTANT (NET).....	89%
NOT IMPORTANT (NET).....	11

Q29. [IF NOT CONSIDERING FOUR-YEAR COLLEGE] Which of the following statements do you agree with more?

The best path forward for me is not to attend a four-year college or university, regardless of the cost.....	56%
I'd like to attend a four-year college or university, but the cost is making me question whether it's worth it.....	44

B3. Now you are going to see statements about post-high school plans. For each, indicate whether you agree or disagree.

	AGREE		DISAGREE		NET	
	Strongly	Somewhat	Somewhat	Strongly	AGREE	DISAGREE
• The cost of a four-year college or university makes a public community college a great place to start my post-high school education, then I can transfer to get a four-year degree.....	33%	47	15	5	80%	20
• Attending a vocational school to learn a trade is the right path for me instead of attending a public community college or four-year college or university.....	18%	34	29	19	52%	48

B3. Now you are going to see statements about post-high school plans. For each, indicate whether you agree or disagree.

	AGREE		DISAGREE		NET	
	Strongly	Somewhat	Somewhat	Strongly	AGREE	DISAGREE
• Pursuing an apprenticeship is the right path for me instead of attending a public community college or four-year college or university.....	14%	33	34	20	47%	53

Q33. Which of the following statements do you agree with more?

A certificate from a trade or vocational school equips students with the skills they need to get a good job.....	50%
Students need a two- or four-year college degree to get a good job.....	50

B4. Now you are going to see a list of potential paths after high school graduation. For each, indicate how likely you think it is that this path after high school will be valuable and lead to a financially secure life.

	LIKELY		NOT LIKELY		NET	
	Very	Somewhat	Not that	Not at all	LIKELY	NOT LIKELY
• A four-year college degree.....	50%	32	11	6	83%	17
• A certificate from a trade or vocational school.....	22%	41	25	12	63%	37
• A two-year community college degree.....	20%	49	23	8	69%	31
• Going straight from high school to full-time employment.....	16%	32	35	17	48%	52
• Pursuing an apprenticeship.....	15%	44	30	11	59%	41

Q39C. [SPLIT C] Do you think the cost of higher education in the United States is increasing, decreasing, or staying the same?

Increasing.....	86%
Decreasing.....	4
Staying the same.....	10

Q39D. [SPLIT D] Do you think the value of higher education in the United States is increasing, decreasing, or staying the same?

Increasing.....	32%
Decreasing.....	41
Staying the same.....	27

B5. Now you are going to see statements about higher education. For each, indicate whether you agree or disagree.

	AGREE		DISAGREE		Not sure	NET	
	Strongly	Somewhat	Somewhat	Strongly		AGREE	DISAGREE
• [SPLIT C] Students who attend colleges and universities should be able to make enough afterward to repay their student loans.....	50%	29	9	6	6	79%	15
• If I enroll in college, I am likely to graduate and earn a degree.....	49%	34	8	3	6	83%	11

B5. Now you are going to see statements about higher education. For each, indicate whether you agree or disagree.

	AGREE		DISAGREE		Not sure	NET	
	Strongly	Somewhat	Somewhat	Strongly		AGREE	DISAGREE
• [SPLIT D] Students who graduate from college programs should be able to get jobs that earn more than a high school graduate.....	47%	37	10	2	5	83%	11
• The skills and education I will need to get a good job are going to be different than they were for my parents.....	45%	38	9	2	5	84%	11
• Rising student loan debt has made me worry that college is not worth it.....	29%	35	20	9	8	64%	29
• High school students can easily find information about what type of jobs require college degrees after high school.....	29%	46	18	3	4	75%	21
• Most colleges and universities in America provide a high-quality education.....	24%	53	14	2	7	76%	17
• [SPLIT D] The way I feel about college has changed in the last few years - I am more convinced it is worth it.....	23%	37	22	8	10	61%	30
• [SPLIT C] The way I feel about college has changed in the last few years - I am no longer sure it is worth it.....	18%	28	25	21	8	46%	46
• [SPLIT C] High school students can easily find all the information they need about which colleges and universities will provide the best return on their investment.....	17%	39	25	8	10	57%	33
• [SPLIT D] High school students have all the information they need about how colleges and universities spend their tuition money.....	13%	32	29	18	8	44%	48

B6. Now you are going to see statements about the value of a four-year college degree. For each, indicate whether you agree or disagree.

	AGREE		DISAGREE		NET	
	Strongly	Somewhat	Somewhat	Strongly	AGREE	DISAGREE
• A four-year college degree is a good choice for someone like me.	45%	32	13	10	77%	23

B6. Now you are going to see statements about the value of a four-year college degree. For each, indicate whether you agree or disagree.

	AGREE		DISAGREE		NET	
	<u>Strongly</u>	<u>Somewhat</u>	<u>Somewhat</u>	<u>Strongly</u>	<u>AGREE</u>	<u>DISAGREE</u>
• A four-year college degree sets students up for success in their careers.	41%	42	13	4	83%	17
• A four-year college degree is a better choice than any of the other options for me.	41%	32	16	11	73%	27
• A four-year college degree usually results in a good-paying job.	37%	45	14	4	82%	18
• A four-year college does a good job training students for the jobs of today and tomorrow.	36%	45	14	5	81%	19
• A four-year college degree is worth the investment and usually pays off.	30%	44	19	7	74%	26
• A four-year college degree usually allows students to make enough to pay off any debt they take on to get the degree.	24%	42	24	9	66%	34

B7. Now you are going to see statements about the value of a two-year degree from a community college. For each, indicate whether you agree or disagree.

	AGREE		DISAGREE		NET	
	<u>Strongly</u>	<u>Somewhat</u>	<u>Somewhat</u>	<u>Strongly</u>	<u>AGREE</u>	<u>DISAGREE</u>
• A two-year college degree is worth the investment and usually pays off.	21%	52	22	5	73%	27
• A two-year college does a good job training students for the jobs of today and tomorrow.	20%	56	19	5	76%	24
• A two-year college degree sets students up for success in their careers.	18%	58	18	5	77%	23
• A two-year college degree usually allows students to make enough to pay off any debt they take on to get the degree.	18%	49	26	8	66%	34
• A two-year college degree is a good choice for someone like me.	17%	43	26	13	61%	39
• A two-year college degree usually results in a good-paying job.	16%	51	27	6	67%	33
• A two-year college degree is a better choice than any of the other options for me.	15%	38	27	20	53%	47

B8. Now you are going to see statements about the value of a certificate from a trade or vocational school. For each, indicate whether you agree or disagree.

	AGREE		DISAGREE		NET	
	Strongly	Somewhat	Somewhat	Strongly	AGREE	DISAGREE
• A trade or vocational school does a good job training students for the jobs of today and tomorrow.....	29%	53	14	4	82%	18
• A certificate from a trade or vocational school is worth the investment and usually pays off.....	28%	51	18	4	78%	22
• A certificate from a trade or vocational school sets students up for success in their careers.....	27%	52	16	5	79%	21
• A certificate from a trade or vocational school usually results in a good-paying job.....	24%	53	19	4	77%	23
• A certificate from a trade or vocational school usually allows students to make enough to pay off any debt they take on to get the certificate.....	24%	52	19	5	76%	24
• A certificate from a trade or vocational school is a good choice for someone like me.....	20%	33	29	18	53%	47
• A certificate from a trade or vocational school is a better choice than any of the other options for me.	18%	32	28	22	50%	50

B9. Now you are going to see statements about the value of a certificate from an apprenticeship program. For each, indicate whether you agree or disagree.

	AGREE		DISAGREE		NET	
	Strongly	Somewhat	Somewhat	Strongly	AGREE	DISAGREE
• An apprenticeship does a good job training students for the jobs of today and tomorrow.....	28%	52	17	4	79%	21
• An apprenticeship sets students up for success in their careers.....	25%	53	17	4	79%	21
• An apprenticeship is worth the investment and usually pays off.....	23%	53	20	4	76%	24
• An apprenticeship usually results in a good-paying job.....	22%	52	22	4	74%	26
• An apprenticeship is a good choice for someone like me.....	18%	33	31	18	51%	49
• An apprenticeship is a better choice than any of the other options for me.	13%	33	33	21	46%	54

B10. Now you are going to see statements about the value of going straight to full-time employment after high school. For each, indicate whether you agree or disagree.

	AGREE		DISAGREE		NET	
	Strongly	Somewhat	Somewhat	Strongly	AGREE	DISAGREE
• It's worth going straight to full-time employment after high school to avoid taking on any debt.....	17%	39	29	15	56%	44
• Going straight to full-time employment after high school is a good choice for someone like me.....	14%	28	27	30	43%	57
• High school graduates are prepared for the jobs of today and tomorrow.....	13%	29	35	22	43%	57
• Going straight to full-time employment after high school usually results in a successful career.....	12%	30	39	18	42%	58
• Going straight to full-time employment after high school usually results in a good-paying job.....	10%	29	38	23	40%	60

Q80. Which of the following statements do you agree with more?

Students need a two- or four-year college degree to get a good job.....	53%
A certificate from a trade or vocational school or an apprenticeship program equips students with the skills they need to get a good job.....	47

Q81. Please choose the best two reasons to consider attending a four-year college or university.

It will help me get a job in a field I want.....	59%
It will allow me to study something I'm interested in.....	47
It will help me get a good job.....	46
I'll be able to participate in collegiate sports.....	13
I'll be able to make friends there.....	13
I'll gain an alumni network.....	8
Something else.....	1
None of these.....	6

B11_HE. [IF CONSIDERING HIGHER ED] Now you are going to see things some students would like as part of their higher education experience. Please indicate how important each is to you

	IMPORTANT		NOT IMPORTANT		NET	
	Very	Somewhat	Not that	Not at all	IMPORTANT	NOT IMPORTANT
	• Access to need-based financial aid, which is provided based on a student's ability to afford higher education.....	53%	38	7	1	91%
• Career services and advice.....	50%	43	6	1	93%	7
• Access to merit-based financial aid, which is provided based on academic achievement, athletic ability, or other areas where a student has shown outstanding ability.....	50%	39	9	3	88%	12
• Being able to commute to campus.....	41%	42	14	4	83%	17

B11_HE. [IF CONSIDERING HIGHER ED] Now you are going to see things some students would like as part of their higher education experience. Please indicate how important each is to you

	IMPORTANT		NOT IMPORTANT		NET	
	<u>Very</u>	<u>Somewhat</u>	<u>Not that</u>	<u>Not at all</u>	<u>IMPORTANT</u>	<u>NOT IMPORTANT</u>
• Internship placement	36%	48	13	3	83%	17
• Being close to family and friends.....	33%	46	17	4	78%	22
• Taking all classes in person.....	33%	44	19	5	76%	24
• Living on campus.....	25%	37	28	11	62%	38
• Clubs and extracurricular activities.....	24%	47	22	7	71%	29
• Study abroad opportunities	22%	36	26	15	59%	41
• An active alumni network.....	21%	41	26	12	62%	38
• Intercollegiate sports	18%	27	32	23	45%	55
• Taking all classes online	15%	32	35	17	47%	53
• Intramural sports.....	13%	28	34	24	42%	58

B11_NOT. [IF NOT CONSIDERING HIGHER ED] Now you are going to see things that could be part of a higher education experience. Please indicate how likely each would be to make you reconsider pursuing higher education.

	LIKELY		NOT LIKELY		NET	
	<u>Very</u>	<u>Somewhat</u>	<u>Not that</u>	<u>Not at all</u>	<u>LIKELY</u>	<u>NOT LIKELY</u>
• Internship placement	20%	25	25	30	45%	55
• Being able to commute to campus	17%	28	17	38	45%	55
• Taking all classes online	17%	42	15	27	58%	42
• Being close to family and friends.....	16%	42	21	22	58%	42
• Access to need-based financial aid, which is provided based on a student's ability to afford higher education	15%	44	14	28	59%	41
• Career services and advice.....	15%	39	19	27	54%	46
• Taking all classes in person.....	14%	31	25	30	45%	55
• Living on campus.....	13%	31	17	39	44%	56


B11_NOT. [IF NOT CONSIDERING HIGHER ED] Now you are going to see things that could be part of a higher education experience. Please indicate how likely each would be to make you reconsider pursuing higher education.

	LIKELY		NOT LIKELY		NET	
	<u>Very</u>	<u>Somewhat</u>	<u>Not that</u>	<u>Not at all</u>	<u>LIKELY</u>	<u>NOT LIKELY</u>
• Access to merit-based financial aid, which is provided based on academic achievement, athletic ability, or other areas where a student has shown outstanding ability.....	13%	34	18	35	46%	54
• An active alumni network.....	12%	18	25	44	31%	69
• Clubs and extracurricular activities.....	12%	30	19	39	42%	58
• Study abroad opportunities.....	11%	31	18	41	42%	58
• Intramural sports.....	11%	23	20	47	33%	67
• Intercollegiate sports.....	8%	22	21	49	30%	70

Q96. Which of the following sources of information have you used to learn more information about colleges and universities?

High school guidance counselor	68%
Social media.....	41
College admissions officers or information from the colleges themselves	38
College rankings like U.S. News and World Report.....	25
College guidebooks, like the Fiske Guide to Colleges or the Princeton Review.....	19
U.S. Department of Education College Scorecard.....	14
Private college admissions consultant	14
Someone else.....	5
Nothing.....	7

Q97. [IF SELECTED SOCIAL MEDIA IN PREVIOUS] You indicated you have used social media to learn more information about colleges and universities. What accounts have you followed to get information about colleges and universities? [OPEN END]



B12. Now you are going to see the same sources of information you just saw in the previous question. Please indicate how much trust you have in each as a source of information about higher education institutions.

	TRUST		NOT TRUST		NET	
	<u>A lot</u>	<u>Some</u>	<u>Not that much</u>	<u>Not at all</u>	<u>TRUST</u>	<u>NOT TRUST</u>
• High school guidance counselor.....	41%	47	10	3	87%	13
• College admissions officers or information from the colleges themselves.....	35%	51	11	3	87%	13
• U.S. Department of Education College Scorecard.....	28%	53	14	5	81%	19
• Private college admissions consultant.....	27%	53	17	4	79%	21
• College rankings like U.S. News and World Report.....	25%	53	17	5	78%	22
• College guidebooks, like the Fiske Guide to Colleges or the Princeton Review.....	21%	56	19	4	77%	23
• Social media.....	10%	43	36	11	53%	47

Q105. It may be a long way off for you now, but if you had to guess, how do you plan to pay for your higher education?

Receive need-based financial aid	44%
Receive merit-based financial aid	39
Take on student loan debt myself	38
Parents pay tuition.....	37
Pay tuition myself	28
Parents take on student loan debt.....	22
Something else.....	4
I don't plan to attend	8

Q106. It may be a long time before you make your decision about whether to pursue higher education or where to attend. If you had to guess, how much do you expect the total cost of your higher education to be, including tuition, room, and board for all years enrolled?

\$0.....	2%
\$1 to \$9,999.....	6
\$10,000 to \$29,999.....	12
\$30,000 to \$49,999.....	16
\$50,000 to \$74,999.....	13
\$75,000 to \$99,999.....	13
\$100,000 to \$149,999	13
\$150,000 to \$199,999	9
\$200,000 to \$249,999	5
\$250,000 or more	6
I don't plan to attend	6

Now, I have just a few final questions for statistical purposes.

s1. What grade of school are you currently in?

9th.....	26%
10th.....	25
11th.....	24
12th.....	25

Q113. What type of school do you currently attend?

Public high school.....	79%
Charter high school	5
Private high school	9
Homeschool.....	6
Something else.....	2

Q114. Do you live with...	One parent.....	30%
	Two parents.....	65
	Legal guardian.....	3
	Other.....	2
Q115. How many siblings do you have?	0.....	18%
	1.....	33
	2.....	24
	3.....	12
	4.....	8
	More than 5.....	6
Q116. Have your parents attended or graduated from a four-year college or university?	Both parents graduated.....	39%
	Both parents attended and one graduated.....	9
	Both parents attended and neither graduated.....	6
	One parent graduated and the other did not attend.....	15
	One parent attended and the other did not attend.....	7
	Neither parent attended nor graduated.....	19
	Not sure.....	4
Q117. [IF AT LEAST ONE SIBLING] Have any of your sibling(s) attended or graduated from a four-year college or university?	Sibling(s) graduated.....	20%
	Sibling(s) attended but did not graduate.....	17
	Sibling(s) neither attended nor graduated.....	63
Q118. Please indicate whether anyone in your immediate family has graduated from any of the following institutions.	Four-year college or university.....	61%
	Public community college.....	22
	Trade or vocational school.....	16
	Apprenticeship program.....	5
	For-profit college.....	3
	No one in my immediate family has graduated from these institutions.....	20
Q119. Has anyone in your extended family - like an aunt, uncle, first cousin, or grandparent - attended or graduated from a four-year college or university?	At least one person in my extended family has graduated.....	77%
	At least one person in my extended family has attended, but has not graduated.....	9
	No one in my extended family has attended or graduated.....	14
Q120. [IF PARENT OR SIBLING ATTENDED COLLEGE] Does anyone in your immediate family currently have or ever had student loan debt?	Yes.....	48%
	No.....	36
	Not sure.....	16

P1. When it comes to politics, do you generally think of yourself as a strong Democrat, not very strong Democrat, strong Republican, not very strong Republican, an independent, or some other political party? [IF INDEPENDENT/OTHER] Do you think of yourself as closer to the Democratic Party or the Republican Party?

Strong Democrat	17%
Weak Democrat.....	12
Independent / Closer to the Democrats.....	6
Independent.....	15
Independent / Closer to the Republicans	3
Weak Republican	9
Strong Republican	11
Not Sure	27
DEMOCRAT (NET)	29%
INDEPENDENT (NET)	24
REPUBLICAN (NET).....	20
DEMOCRAT W/ LEANERS (NET)	34%
REPUBLICAN W/ LEANERS (NET).....	24

D105. When it comes to politics, do you generally think of yourself as:

Liberal.....	23%
Moderate	30
Conservative.....	17
Not sure	30

D140. How would you describe the area where you live?

City	27%
Suburban area	46
Small town	13
Rural area.....	14

D311. How would you describe your family?

Working class	23%
Lower middle class.....	20
Middle class.....	41
Upper middle class.....	15
Financially better off than that	2

REGION. What state do you live in?

Northeast.....	16%
Midwest	21
South	39
West	24

DAGE. What is your age?

13-14	9%
15-16	50
17-18	39
19+	2

D100. What is your gender?

Male.....	52%
Female.....	48
Self describe.....	*

DRACE_UM. To ensure a representative sample, please indicate your race... [IF NOT HISPANIC/LATINO] Do you consider yourself to be of Hispanic, Latino, or Spanish origin?

Black/African American	13%
White/Caucasian	48
Hispanic/Latino	26
Asian/Asian American	8
Pacific Islander	1
Native American/American Indian/Indigenous	2
Middle Eastern/North African	*
Other.....	2