

B1. Below is a list of things that could be challenging if you were to continue your education as an online student for the upcoming academic year. For each, please indicate how much of a challenge you anticipate each would be for you personally if you were to stay online for the upcoming academic year.

	CHALLENGE		No challenge at all	NET CHALLENGE
	Major	Minor		
<ul style="list-style-type: none"> • [IF SOME EDUCATION IS ONLINE] Staying motivated to learn 				
	All College Students	54% 30	16	84%
	Caregivers	41% 37	23	77%
	Latinx College Students	53% 31	16	84%
	Black College Students	41% 34	26	74%
	High School Seniors	63% 23	14	86%
<ul style="list-style-type: none"> • [IF EDUCATION ONLINE AND CARETAKER] Taking care of children while pursuing your education 				
	Caregivers	49% 34	16	84%
<ul style="list-style-type: none"> • [IF SOME EDUCATION IS ONLINE] Having access to labs, specialized equipment, clinicals, and internships..... 				
	All College Students	45% 33	22	78%
	Caregivers	37% 35	28	72%
	Latinx College Students	50% 33	17	83%
	Black College Students	32% 38	30	70%
	High School Seniors	57% 25	18	82%
<ul style="list-style-type: none"> • [IF SOME EDUCATION IS ONLINE] Getting proper instruction from instructors or professors 				
	All College Students	33% 44	23	77%
	Caregivers	28% 42	29	71%
	Latinx College Students	38% 41	21	79%
	Black College Students	27% 38	36	64%
	High School Seniors	34% 50	17	83%
<ul style="list-style-type: none"> • [IF SOME EDUCATION IS ONLINE] Learning from peers 				
	All College Students	33% 42	25	75%
	Caregivers	25% 37	38	62%
	Latinx College Students	34% 40	27	73%
	Black College Students	26% 34	40	60%
	High School Seniors	28% 51	21	79%
<ul style="list-style-type: none"> • [IF SOME EDUCATION IS ONLINE] Being able to easily ask questions and interact with your instructor or professor..... 				
	All College Students	31% 44	26	74%
	Caregivers	26% 39	35	65%
	Latinx College Students	36% 40	24	76%
	Black College Students	22% 44	35	65%
	High School Seniors	25% 51	24	76%

B1. Below is a list of things that could be challenging if you were to continue your education as an online student for the upcoming academic year. For each, please indicate how much of a challenge you anticipate each would be for you personally if you were to stay online for the upcoming academic year.

	CHALLENGE		No challenge at all	NET CHALLENGE
	Major	Minor		
<ul style="list-style-type: none"> • [IF EDUCATION ONLINE AND CARETAKER] Taking care of parents or other family members while pursuing your education..... 				
	Caregivers	33% 40	27	73%
<ul style="list-style-type: none"> • [IF SOME EDUCATION IS ONLINE] Having enough resources to pay for school..... 				
	All College Students	36% 37	27	73%
	Caregivers	46% 35	20	80%
	Latinx College Students	44% 32	24	76%
	Black College Students	32% 33	34	66%
	High School Seniors	30% 33	37	63%
<ul style="list-style-type: none"> • [IF SOME EDUCATION IS ONLINE] Having access to high-quality learning materials..... 				
	All College Students	22% 47	31	69%
	Caregivers	28% 39	33	67%
	Latinx College Students	33% 39	28	72%
	Black College Students	19% 42	39	61%
	High School Seniors	26% 41	33	67%
<ul style="list-style-type: none"> • [IF SOME EDUCATION IS ONLINE] Balancing work and school..... 				
	All College Students	31% 37	32	68%
	Caregivers	38% 38	24	76%
	Latinx College Students	40% 34	26	74%
	Black College Students	35% 32	33	67%
	High School Seniors	30% 33	36	64%
<ul style="list-style-type: none"> • [IF SOME EDUCATION IS ONLINE] Fulfilling class requirements like readings and assignments..... 				
	All College Students	24% 43	33	67%
	Caregivers	24% 42	34	66%
	Latinx College Students	31% 43	26	74%
	Black College Students	18% 42	40	60%
	High School Seniors	22% 48	30	70%
<ul style="list-style-type: none"> • [IF SOME EDUCATION IS ONLINE] Having access to student support services..... 				
	All College Students	22% 44	33	67%
	Caregivers	24% 42	34	66%
	Latinx College Students	30% 37	32	68%
	Black College Students	22% 35	43	57%
	High School Seniors	20% 50	31	69%
<ul style="list-style-type: none"> • [IF SOME EDUCATION IS ONLINE] Having a quiet place to focus..... 				
	All College Students	27% 35	38	62%
	Caregivers	36% 40	24	76%
	Latinx College Students	39% 32	29	71%
	Black College Students	22% 30	48	52%
	High School Seniors	23% 39	38	62%

B1. Below is a list of things that could be challenging if you were to continue your education as an online student for the upcoming academic year. For each, please indicate how much of a challenge you anticipate each would be for you personally if you were to stay online for the upcoming academic year.

	CHALLENGE		No challenge at all	NET CHALLENGE
	Major	Minor		
• [IF SOME EDUCATION IS ONLINE] Having access to a stable, high-speed internet connection				
All College Students	18%	40	42	58%
Caregivers	27%	30	43	57%
Latinx College Students	22%	38	40	60%
Black College Students	20%	30	51	49%
High School Seniors	20%	34	47	53%
• [IF SOME EDUCATION IS ONLINE] Having a high-quality camera and microphone on your computer.....				
All College Students	16%	35	49	51%
Caregivers	17%	37	46	54%
Latinx College Students	23%	36	41	59%
Black College Students	17%	31	52	48%
High School Seniors	17%	38	44	56%
• [IF SOME EDUCATION IS ONLINE] Having access to food or shelter.....				
All College Students	7%	18	74	26%
Caregivers	16%	24	60	40%
Latinx College Students	11%	20	69	31%
Black College Students	12%	23	65	35%
High School Seniors	7%	14	80	20%

Q17. [IF SOME EDUCATION IS ONLINE] Based on your experience, has your institution delivered an online educational experience that sets up students for success?

	All College	Caregivers	Latinx	Black	HS Seniors
Yes.....	66%	82%	65%	69%	53%
No.....	17	10	13	14	26
Not sure.....	18	8	22	17	21

Q18. [IF SOME EDUCATION IS ONLINE] To the best of your knowledge, did your institution charge you additional fees to take online classes?

	All College	Caregivers	Latinx	Black	HS Seniors
Yes.....	18%	28%	21%	25%	9%
No.....	63	57	64	57	87
Not sure.....	18	16	15	18	4

Q19. [IF SOME EDUCATION IS ONLINE] Since January 2021, have you had to make any purchases to allow you to continue your education online?

	All College	Caregivers	Latinx	Black	HS Seniors
Yes.....	53%	63%	62%	51%	32%
No.....	47	37	38	49	68

Q20. [IF YES] You mentioned you have had to make purchases to continue your education online since January 2021. Which of the following have you had to purchase?

	<u>All College</u>	<u>Caregivers</u>	<u>Latinx</u>	<u>Black</u>	<u>HS Seniors</u>
Computer or laptop	42%	60%	51%	50%	22%
Headphones and microphone.....	37	46	41	34	38
Computer software.....	28	25	27	20	16
Internet (either a new connection or an internet upgrade).....	26	37	29	35	19
Printer	24	41	27	25	6
Chair	20	26	27	17	36
Desk.....	20	27	25	22	15
Video camera	15	18	19	13	13
Cell phone	12	19	17	18	18
Tablet.....	11	24	17	10	3
Other.....	8	7	2	11	7
None of the above.....	3	-	2	4	-

Q21. [IF YES] You mentioned you have had to make purchases to continue your education online since January 2021. Did your institution provide you with funds for these purchases?

	<u>All College</u>	<u>Caregivers</u>	<u>Latinx</u>	<u>Black</u>	<u>HS Seniors</u>
Yes, fully funded	12%	18%	16%	14%	20%
Yes, partially funded	20	26	25	29	11
No.....	69	56	59	57	69
YES (NET).....	31%	44	41	43	31

Q22. [IF NOT FULLY FUNDED] You mentioned your institution did not fully fund purchases you've made in order to continue your education online since January 2021. How significant of a cost was that to you?

	<u>All College</u>	<u>Caregivers</u>	<u>Latinx</u>	<u>Black</u>	<u>HS Seniors</u>
Very significant cost.....	18%	30%	22%	24%	9%
Somewhat significant cost.....	45	46	52	49	38
Not too significant cost.....	31	23	23	24	41
Not significant cost at all.....	6	2	4	3	12
SIGNIFICANT COST (NET).....	64%	76	73	73	47
NOT SIGNIFICANT COST (NET).....	36	24	27	27	53

B2. Now, here is a list of concerns some people have because of the coronavirus pandemic and economic recession. For each, please indicate how much of a concern it is to you personally.

	CONCERN		Not a concern	Not applicable	NET CONCERN
	Significant	Some			
• [SPLIT B] Getting a job that fits my degree once I graduate					
All College Students	40%	40	18	3	79%
Caregivers	31%	37	26	6	69%
Latinx College Students	44%	37	14	4	81%
Black College Students	35%	28	30	7	63%
High School Seniors	45%	32	13	10	77%
• [SPLIT A] Getting any type of job once I graduate.....					
All College Students	38%	41	19	2	79%
Caregivers	37%	37	25	1	74%
Latinx College Students	46%	35	18	2	80%
Black College Students	29%	46	21	5	74%
High School Seniors	42%	36	15	7	78%

B2. Now, here is a list of concerns some people have because of the coronavirus pandemic and economic recession. For each, please indicate how much of a concern it is to you personally.

	CONCERN		Not a concern	Not applicable	NET CONCERN
	Significant	Some			
• My mental health.....					
All College Students	46%	32	19	3	78%
Caregivers	41%	36	20	3	77%
Latinx College Students	48%	28	21	3	76%
Black College Students	32%	33	28	7	65%
High School Seniors	47%	33	19	1	79%
• My friends and family catching the coronavirus.....					
All College Students	40%	38	20	3	78%
Caregivers	45%	32	19	4	76%
Latinx College Students	47%	32	19	2	79%
Black College Students	39%	39	17	5	78%
High School Seniors	38%	31	23	8	69%
• Catching the coronavirus or spreading it to others.....					
All College Students	34%	39	23	4	73%
Caregivers	41%	33	22	4	74%
Latinx College Students	39%	37	22	3	76%
Black College Students	40%	35	21	4	75%
High School Seniors	33%	39	23	5	72%
• Being able to pay my tuition bill.....					
All College Students	31%	36	29	4	67%
Caregivers	41%	35	23	1	76%
Latinx College Students	37%	35	23	5	72%
Black College Students	29%	34	31	6	62%
High School Seniors	25%	40	21	15	64%
• Paying off my student loan debt in the future.....					
All College Students	36%	28	20	16	64%
Caregivers	48%	25	24	4	72%
Latinx College Students	38%	27	20	15	65%
Black College Students	33%	30	24	13	62%
High School Seniors	36%	29	19	16	64%
• Getting a full-time or part-time job in the next few months.....					
All College Students	27%	37	25	11	64%
Caregivers	27%	34	30	9	61%
Latinx College Students	32%	37	24	8	68%
Black College Students	26%	30	32	11	57%
High School Seniors	30%	35	25	10	65%
• [IF CARETAKER] Having to help with distance learning for my children while I work or go to school.....					
Caregivers	32%	31	26	11	63%

B2. Now, here is a list of concerns some people have because of the coronavirus pandemic and economic recession. For each, please indicate how much of a concern it is to you personally.

	CONCERN		Not a concern	Not applicable	NET CONCERN
	Significant	Some			
• [SPLIT A] Being able to pay my non-education related bills					
All College Students	26%	36	29	9	62%
Caregivers	44%	36	19	1	80%
Latinx College Students	33%	35	24	8	68%
Black College Students	26%	32	33	9	58%
High School Seniors	24%	37	17	21	61%
• Abrupt closures of colleges and universities					
All College Students	20%	42	32	6	62%
Caregivers	23%	35	38	4	58%
Latinx College Students	24%	40	29	6	64%
Black College Students	21%	36	31	11	58%
High School Seniors	20%	35	34	12	55%
• [IF CARETAKER] Having access to childcare while I am in school or while I work					
Caregivers	29%	28	35	8	57%
• Getting a degree that is less valuable because it was online					
All College Students	21%	35	39	5	56%
Caregivers	23%	32	40	5	55%
Latinx College Students	25%	38	30	6	63%
Black College Students	21%	31	41	6	53%
High School Seniors	15%	25	50	11	39%
• My institution not giving me timely updates on coronavirus outbreaks at my school					
All College Students	17%	30	45	9	46%
Caregivers	18%	31	39	11	49%
Latinx College Students	21%	35	36	8	56%
Black College Students	19%	30	39	13	49%
High School Seniors	14%	36	45	5	50%
• My institution not providing proper protective equipment or testing to keep me and my classmates safe					
All College Students	13%	31	44	11	44%
Caregivers	16%	35	36	13	51%
Latinx College Students	21%	36	34	9	57%
Black College Students	19%	34	35	13	52%
High School Seniors	13%	33	48	6	46%
• Transferring coursework credits to another school					
All College Students	14%	27	37	23	41%
Caregivers	22%	32	36	10	54%
Latinx College Students	24%	32	28	16	56%
Black College Students	20%	33	34	13	53%
High School Seniors	23%	26	38	13	49%

B2. Now, here is a list of concerns some people have because of the coronavirus pandemic and economic recession. For each, please indicate how much of a concern it is to you personally.

	CONCERN		Not a concern	Not applicable	NET CONCERN
	Significant	Some			
<ul style="list-style-type: none"> • [SPLIT B] Being able to purchase necessities like food and housing in the next few weeks to a month..... 					
All College Students	13%	28	51	8	41%
Caregivers	18%	33	47	3	51%
Latinx College Students	11%	24	56	9	35%
Black College Students	18%	29	45	7	47%
High School Seniors	10%	31	47	12	41%
<ul style="list-style-type: none"> • Accessing a COVID-19 vaccine..... 					
All College Students	10%	21	61	8	32%
Caregivers	18%	19	54	8	38%
Latinx College Students	17%	20	56	6	38%
Black College Students	12%	24	53	12	35%
High School Seniors	10%	24	55	11	34%
<ul style="list-style-type: none"> • Keeping my current job..... 					
All College Students	9%	16	28	48	24%
Caregivers	20%	19	28	32	39%
Latinx College Students	17%	19	23	41	37%
Black College Students	14%	20	33	33	34%
High School Seniors	10%	21	28	41	31%

Q40. Do you believe that higher education that is traditionally online (programs that were online prior to the COVID-19 pandemic) should be more expensive, less expensive, or cost the same as in-person higher education?

	All College	Caregivers	Latinx	Black	HS Seniors
Online higher education should be more expensive than in-person higher education.....	3%	4%	4%	6%	5%
Online higher education should cost the same as in-person higher education.....	25	30	31	35	29
Online higher education should be less expensive than in-person higher education.....	72	66	65	60	67

Q41. Do you believe that institutions that temporarily moved from in-person to online education because of the COVID-19 pandemic should have adjusted their tuition rates?

	All College	Caregivers	Latinx	Black	HS Seniors
Yes, they should have reduced their tuition rates.....	77%	66%	74%	68%	76%
Yes, they should have increased their tuition rates.....	5	9	7	9	7
No, they should have kept their tuition rates the same.....	18	26	20	23	18

Q42. Do you believe the quality of online instruction in higher education is better, the same, or worse than in-person instruction?

	All College	Caregivers	Latinx	Black	HS Seniors
Much better.....	6%	14%	7%	11%	5%
Somewhat better.....	10	14	11	17	19
About the same.....	26	41	32	35	24
Somewhat worse.....	41	21	35	28	36
Much worse.....	16	11	15	8	16
BETTER (NET).....	16%	28	19	29	23
WORSE (NET).....	57	31	49	36	52

Q43. During the 2020-21 academic year, did your school have any outbreaks [CONSISTING OF AT LEAST TWO COVID CASES] that you're aware of?

	<u>All College</u>	<u>Caregivers</u>	<u>Latinx</u>	<u>Black</u>	<u>HS Seniors</u>
Yes.....	58%	51%	53%	54%	68%
No.....	42	49	47	46	32

Q44. Given the pandemic, which of the following best describes the classes your current school offered during the spring 2021 semester?

	<u>All College</u>	<u>Caregivers</u>	<u>Latinx</u>	<u>Black</u>	<u>HS Seniors</u>
It offered online classes only for the entire semester	35%	39%	48%	32%	12%
It offered both online and in-person classes for the entire semester	46	35	32	44	63
It offered both online and in-person classes at first, then moved entirely online due to an outbreak	12	16	13	17	11
It offered in-person classes at first, then moved entirely online due to an outbreak	3	5	4	5	3
If offered in-person classes at first, then moved to online and in-person due to an outbreak	2	4	2	3	3
It offered in-person classes only for the entire semester	2	1	2	1	7

Q45. [IF COLLEGE STUDENT] Which of the following best describes what you did for the spring 2021 semester?

	<u>All College</u>	<u>Caregivers</u>	<u>Latinx</u>	<u>Black</u>
Re-enrolled in the same school I was attending in fall 2020	69%	57%	61%	57%
I took a gap semester or year (meaning you took the semester or year off and will return the following semester or year)	15	26	19	26
I transferred to another institution.....	4	5	5	3
I dropped out of school	*	*	-	*
Other	1	1	1	1
None of the above.....	10	12	14	14

Q46. [IF TRANSFERRED] You mentioned you transferred to another institution. Which of the following describes your experience? Select all that apply.

	<u>All College</u>	<u>Caregivers</u>	<u>Latinx</u>	<u>Black</u>
My new school counted transfer credits towards degree requirements.....	55%	42%	45%	78%
My new school accepted most transfer credits from my previous institution	52	45	34	53
I chose to transfer even though I might have to spend more time and money in school	33	9	16	-
I have not thought about whether my new or previous school has accepted my transfer credits.....	9	8	-	43
My transfer credits will likely be accepted if I return to my original school	8	-	8	34
I am not sure if my new or previous school has accepted my transfer credits	4	21	12	-
None of the above.....	5	8	10	-

Q47. [IF TRANSFERRED] You mentioned you transferred to another institution. Which of the following describes the primary reason you transferred?

	<u>All College</u>	<u>Caregivers</u>	<u>Latinx</u>	<u>Black</u>
I wanted to be closer to home.....	25%	18%	22%	78%
The institution I transferred to is offering fully online classes	21	37	34	-
The institution I transferred to has lower tuition.....	16	8	6	-
The institution I transferred to is offering more hybrid class options.....	15	11	17	12
The institution I transferred to is offering fully in-person classes	6	18	16	10
Other	16	7	5	-

Q48. [IF COLLEGE STUDENT] How likely are you to re-enroll in your current school for the fall 2021 semester?

	All College		Caregivers		Latinx		Black	
	May 21	Dec 20	May 21	Dec 20	May 21	Dec 20	May 21	Dec 20
Very likely.....	68%	75%	65%	66%	59%	68%	60%	67%
Somewhat likely.....	17	15	24	29	25	22	23	16
Not too likely.....	5	3	7	2	6	6	8	5
Not likely at all.....	3	2	1	2	3	1	2	1
Does not apply - I expect to graduate/already graduated.....	7	5	3	1	7	3	7	11
LIKELY (NET).....	85%	90	89	96	84	90	83	83
NOT LIKELY (NET).....	8	5	8	4	9	7	10	6

Q49. [IF NOT VERY LIKELY TO RE-ENROLL] You mentioned you are not very likely to re-enroll in your current school for the fall 2021 semester. Given the pandemic, which of the following best describes your plans for the fall 2021 semester?

	All College		Caregivers		Latinx		Black	
	May 21	Dec 20	May 21	Dec 20	May 21	Dec 20	May 21	Dec 20
I will take a gap semester or year (meaning I will take the next semester or year off and will return the following semester or year).....	41%	42%	48%	37%	52%	32%	43%	45%
I will transfer to another institution.....	35	29	35	31	27	27	39	22
I will drop out of school.....	2	2	-	4	3	5	2	-
Other.....	2	5	3	4	2	4	1	5
None of the above.....	19	29	14	24	15	33	15	34

Q50. [IF WILL TRANSFER] You mentioned you intend to transfer to another institution. What type of program best describes how your new institution conducts classes this upcoming year?

	All College		Caregivers		Latinx		Black	
	May 21	Dec 20	May 21	Dec 20	May 21	Dec 20	May 21	Dec 20
2-year, fully online program.....	17%	15%	9%	11%	15%	16%	23%	24%
4-year, fully online program.....	19	20	12	37	20	36	21	30
2-year, in-person program with online components (hybrid).....	11	21	13	-	20	5	12	4
4-year, in-person program with online components (hybrid).....	33	31	50	44	31	29	37	34
2-year, traditional in-person program.....	2	5	5	8	6	5	-	3
4-year, traditional in-person program.....	19	8	10	-	8	8	7	4

Q51. [IF WILL TRANSFER] You mentioned you intend to transfer to another institution. Do you intend to stay at that institution until graduation, or do you intend to transfer temporarily, then return to your current institution?

	All College		Caregivers		Latinx		Black	
	May 21	Dec 20	May 21	Dec 20	May 21	Dec 20	May 21	Dec 20
Transfer permanently, and stay until graduation.....	68%	73%	65%	92%	71%	63%	55%	89%
Transfer temporarily, and return to my current institution.....	24	20	22	8	6	37	39	11
Not sure.....	9	7	13	-	23	-	6	-

Q52. Given the pandemic, which of the following best describes your current school's plans for the fall 2021 semester?

	All College	Caregivers	Latinx	Black	HS Seniors
It will offer online classes only.....	14%	26%	16%	23%	6%
It will offer both online and in-person classes.....	62	60	58	60	53
It will offer in-person classes only.....	12	5	11	8	24
Not sure.....	13	9	14	10	16
ANY CLASSES ONLINE (NET).....	76%	86	74	83	59
ANY CLASSES IN PERSON (NET).....	73	65	69	68	77

Q53. [IF BOTH ONLINE AND IN-PERSON] You mentioned your current school will offer online and in-person classes for the fall 2021 semester. Given the pandemic, which of the following best describes your plans for the fall 2021 semester?

	<u>All College</u>	<u>Caregivers</u>	<u>Latinx</u>	<u>Black</u>	<u>HS Seniors</u>
I will continue my education online.....	24%	47%	30%	33%	24%
I will continue my education both online and in-person	53	47	51	49	36
I will continue my education in-person	16	4	14	10	27
Does not apply - will not re-enroll.....	6	2	5	8	13
CONTINUE ONLINE (NET).....	78%	94	81	82	61
CONTINUE PERSON (NET).....	70	51	65	59	63

Q54. Based on your experience this past year and where we are at with the pandemic, if you had the option, what would you prefer for the upcoming academic year beginning in the fall of 2021?

	<u>All College</u>		<u>Caregivers</u>		<u>Latinx</u>		<u>Black</u>		<u>HS Seniors</u>	
	<u>May 21</u>	<u>Dec 20</u>	<u>May 21</u>	<u>Dec 20</u>	<u>May 21</u>	<u>Dec 20</u>	<u>May 21</u>	<u>Dec 20</u>	<u>May 21</u>	<u>Dec 20</u>
Taking classes fully online.....	33%	40%	54%	56%	38%	34%	42%	42%	21%	33%
Taking both online and in-person classes	38	36	36	33	37	52	41	36	32	36
Taking classes fully in-person.....	26	18	8	7	22	7	13	8	39	25
Not sure.....	4	5	2	3	3	6	5	14	8	6
ANY CLASSES ONLINE (NET).....	70%	76	90	89	75	86	82	78	53	69
ANY CLASSES IN PERSON (NET).....	64	54	44	40	59	59	54	44	71	61

Q55. [IF NOT SURE] In a few words, why are you not sure what you would prefer for the upcoming academic year beginning in the fall of 2021?

TOO FEW RESPONSES

Q56. Now that there are approved, effective, and widely available COVID-19 vaccines, if your institution required you to be vaccinated for attendance in the fall of 2021, would you take the vaccine?

	<u>All College</u>	<u>Caregivers</u>	<u>Latinx</u>	<u>Black</u>	<u>HS Seniors</u>
Yes, would definitely	58%	41%	59%	38%	52%
Yes, probably.....	19	24	20	27	27
No, probably not	8	11	8	13	7
No, definitely not.....	10	17	8	13	10
Not sure.....	5	7	5	9	4
YES (NET).....	77%	64	79	65	79
NO (NET).....	17	28	16	26	17

Q57. Have you received at least one dose of a COVID-19 vaccine?

	<u>All College</u>	<u>Caregivers</u>	<u>Latinx</u>	<u>Black</u>	<u>HS Seniors</u>
Yes.....	50%	40%	52%	29%	42%
No.....	50	60	48	71	58

Q58. [IF HIGH SCHOOL SENIOR] Due to COVID-19 distancing guidelines, many high school students have been unable to take the SAT or ACT. How much do you agree or disagree that colleges and universities should waive the standardized test requirement for the upcoming school year when considering applicants for admission?

Strongly agree.....	57%
Somewhat agree.....	30
Somewhat disagree.....	9
Strongly disagree.....	4
AGREE (NET).....	87%
DISAGREE (NET).....	13

Q59. [IF AGREE] You responded that you believe colleges and universities should temporarily waive using standardized tests in admission decisions. Once the threat of COVID-19 has passed, which of the following best represents your opinion regarding resuming use of the ACT and/or SAT in admission decisions?

It is a critical piece of information and should weigh heavily in admission decisions	2%
It should be required by schools but used only in combination with grades and other information (e.g., extracurricular activities and student essay)	29
It should be optional for a student to submit it and used only in combination with grades and other information (e.g., extracurricular activities and student essay).....	56
It should never be part of the admission decision.....	13

Q60. [IF HS SENIOR ENROLLING IN COLLEGE] Before the coronavirus pandemic, which of the following institutions did you most want to attend?

	HS Seniors	
	<u>May 21</u>	<u>Dec 20</u>
2-year, public institution.....	16%	7%
2-year, for-profit institution.....	7	1
4-year, public institution.....	46	50
4-year, private institution	13	20
4-year, for-profit institution.....	3	3
Not sure.....	15	19

Q61. [IF HS SENIOR ENROLLING IN COLLEGE] Before the coronavirus pandemic, which of the following types of classes did you most want to take?

	HS Seniors	
	<u>May 21</u>	<u>Dec 20</u>
Primarily in-person.....	69%	75%
Primarily online	16	8
A mix of both of these.....	15	17

Q62. [IF HS SENIOR ENROLLING IN COLLEGE] Thinking about the next academic year beginning in the fall of 2021, which of the following institutions are you most likely to attend?

	HS Seniors	
	<u>May 21</u>	<u>Dec 20</u>
2-year, public institution.....	20%	13%
2-year, for-profit institution.....	10	1
4-year, public institution.....	46	46
4-year, private institution	11	15
4-year, for-profit institution.....	3	1
Not sure.....	11	25

Q63. [IF HS SENIOR UNLIKELY TO ENROLL IN COLLEGE] To what extent is the coronavirus pandemic playing a role in your decision to not enroll in college?

	HS Seniors	
	<u>May 21</u>	<u>Dec 20</u>
Significant role	25%	7%
Somewhat significant role.....	22	21
Not too significant role.....	38	31
Not significant at all.....	16	41
SIGNIFICANT (NET).....	47%	28
NOT SIGNIFICANT (NET).....	53	72

Q64. [IF HIGH SCHOOL SENIOR] Has the coronavirus pandemic made you more or less likely to enroll in college?

	HS Seniors	
	<u>May 21</u>	<u>Dec 20</u>
Much more likely to enroll.....	9%	11%
Somewhat more likely to enroll	14	9
No difference	59	62
Somewhat less likely to enroll.....	15	13
Much less likely to enroll.....	3	4
MORE LIKELY (NET).....	23%	20
LESS LIKELY (NET).....	18	17

Q65. [IF HS SENIOR ENROLLING IN COLLEGE] Given the ongoing pandemic, which of the following factored into your decision about where to enroll in college for fall 2021?

I applied to schools that are closer to home.....	45%
I applied to schools with lower tuition	34
I applied to schools with a clear COVID-19 plan for testing students and keeping them safe	27
I applied to schools that give me the option to attend classes in-person	24
I applied to schools with flexible transfer credits	23
I applied to schools that did not require standardized tests like the SAT or ACT.....	21
I applied to schools that are farther from home	17
I applied to schools that require students and staff to be vaccinated for COVID-19 to be on campus.....	9
I applied to schools that allow me to take a gap year	7
I applied to schools offering exclusively online classes ..	4
I did not apply to college	6
I did not change my plans	22

Q66. [IF COLLEGE STUDENT] If you had to say, do you think you will need more time to complete your college education than originally anticipated due to the pandemic?

	All College		Caregivers		Latinx		Black	
	May 21	Dec 20	May 21	Dec 20	May 21	Dec 20	May 21	Dec 20
Definitely	18%	18%	24%	17%	28%	21%	16%	17%
Probably	21	21	28	26	25	32	25	19
Chance 50-50.....	24	25	25	31	25	24	28	26
Probably not.....	24	24	13	18	15	20	21	30
Definitely not.....	13	12	9	8	7	3	9	9

Q67. [IF DEFINITELY/PROBABLY] You mentioned you may need more time to complete your college education due to the pandemic. If you had to say, how much more time do you need, not counting the amount of time you already required to complete your education?

	All College		Caregivers		Latinx		Black	
	May 21	Dec 20	May 21	Dec 20	May 21	Dec 20	May 21	Dec 20
One semester.....	36%	49%	35%	59%	33%	49%	32%	36%
One academic year.....	44	37	44	29	47	36	48	36
2-3 academic years.....	16	13	17	12	20	12	15	16
4+ academic years.....	3	*	3	-	1	3	4	11
ONE ACADEMIC YEAR OR LESS (NET).....	80%	86	80	88	79	85	81	73
TWO OR MORE ACADEMIC YEARS (NET).....	20	14	20	12	21	15	19	27

Q68. Has the coronavirus pandemic given you a more or less favorable view of online education?

	All College	Caregivers	Latinx	Black	HS Seniors
Much more favorable	14%	25%	19%	21%	12%
Somewhat more favorable.....	25	26	26	26	31
No change.....	28	32	26	33	22
Somewhat less favorable	22	12	20	14	22
Much less favorable.....	11	5	10	6	13
MORE FAVORABLE (NET).....	39%	51	44	47	43
LESS FAVORABLE (NET).....	33	17	30	21	35

Q69. Has the coronavirus pandemic given you a more or less favorable view of in-person education?

	<u>All College</u>	<u>Caregivers</u>	<u>Latinx</u>	<u>Black</u>	<u>HS Seniors</u>
Much more favorable	25%	21%	23%	20%	25%
Somewhat more favorable.....	26	23	28	20	22
No change.....	34	38	32	40	31
Somewhat less favorable	11	16	13	14	19
Much less favorable.....	4	2	4	5	3
MORE FAVORABLE (NET).....	51%	44	51	40	47
LESS FAVORABLE (NET).....	15	18	17	19	22

Q70. Please indicate if you agree or disagree with the following statement: "Higher education is not worth the cost to students anymore."

	<u>All College</u>	<u>Caregivers</u>	<u>Latinx</u>	<u>Black</u>	<u>HS Seniors</u>
Strongly agree	19%	19%	22%	24%	17%
Somewhat agree.....	46	43	49	44	47
Somewhat disagree	25	24	21	21	31
Strongly disagree.....	10	13	8	11	5
AGREE (NET).....	65%	63	71	68	64
DISAGREE (NET).....	35	37	29	32	36

Q71. Please indicate if you agree or disagree with the following statement: "Higher education is no longer good quality now that it has moved partially or entirely online."

	<u>All College</u>	<u>Caregivers</u>	<u>Latinx</u>	<u>Black</u>	<u>HS Seniors</u>
Strongly agree	14%	15%	15%	12%	20%
Somewhat agree.....	39	34	41	40	46
Somewhat disagree	31	30	28	28	25
Strongly disagree.....	17	21	16	19	10
AGREE (NET).....	53%	49	56	53	65
DISAGREE (NET).....	47	51	44	47	35

B3. [IF COLLEGE STUDENT] Now you will see some statements that students could make about their institution of higher education. For each, please indicate whether you agree or disagree.

	AGREE		DISAGREE		NET	
	<u>Strongly</u>	<u>Some</u>	<u>Some</u>	<u>Strongly</u>	<u>AGREE</u>	<u>DISAGREE</u>
• My institution has taken steps to ensure a safe on-campus experience during the pandemic						
All College Students - May 2021	38%	48	11	4	86%	14
All College Students - December 2020	35%	46	14	4	82%	18
Caregivers - May 2021	45%	47	7	1	92%	8
Caregivers - December 2020	39%	44	10	7	83%	17
Latinx College Students - May 2021	36%	49	9	5	86%	14
Latinx College Students - December 2020	43%	46	9	2	89%	11
Black College Students - May 2021	34%	47	16	3	81%	19
Black College Students - December 2020	43%	42	10	5	85%	15

B3. [IF COLLEGE STUDENT] Now you will see some statements that students could make about their institution of higher education. For each, please indicate whether you agree or disagree.

	AGREE		DISAGREE		NET	
	Strongly	Some	Some	Strongly	AGREE	DISAGREE
<ul style="list-style-type: none"> [SPLIT A] My institution cares about student safety during the pandemic <ul style="list-style-type: none"> All College Students - May 2021 All College Students - December 2020 Caregivers - May 2021 Caregivers - December 2020 Latinx College Students - May 2021 Latinx College Students - December 2020 Black College Students - May 2021 Black College Students - December 2020 	38%	47	10	5	85%	15
	36%	46	14	5	82%	18
	42%	48	9	*	90%	10
	41%	52	5	2	93%	7
	40%	46	9	4	87%	13
	41%	52	7	-	93%	7
	32%	50	14	3	83%	17
	35%	54	8	3	89%	11
<ul style="list-style-type: none"> [SPLIT B] My institution is committed to giving me a quality education <ul style="list-style-type: none"> All College Students - May 2021 All College Students - December 2020 Caregivers - May 2021 Caregivers - December 2020 Latinx College Students - May 2021 Latinx College Students - December 2020 Black College Students - May 2021 Black College Students - December 2020 	35%	48	13	4	83%	17
	37%	45	14	3	82%	18
	50%	38	9	4	88%	12
	32%	55	6	7	87%	13
	25%	59	13	4	84%	16
	47%	38	15	-	85%	15
	40%	40	16	3	81%	19
	37%	47	13	3	84%	16
<ul style="list-style-type: none"> [SPLIT A] My institution is committed to giving students a quality education <ul style="list-style-type: none"> All College Students - May 2021 All College Students - December 2020 Caregivers - May 2021 Caregivers - December 2020 Latinx College Students - May 2021 Latinx College Students - December 2020 Black College Students - May 2021 Black College Students - December 2020 	32%	49	14	5	81%	19
	34%	47	14	5	81%	19
	48%	36	10	6	84%	16
	39%	53	7	1	91%	9
	39%	43	12	6	82%	18
	24%	66	8	3	90%	10
	32%	50	14	4	82%	18
	51%	35	13	1	86%	14
<ul style="list-style-type: none"> [SPLIT A] My institution has dealt with the pandemic the best they could <ul style="list-style-type: none"> All College Students - May 2021 All College Students - December 2020 Caregivers - May 2021 Caregivers - December 2020 Latinx College Students - May 2021 Latinx College Students - December 2020 Black College Students - May 2021 Black College Students - December 2020 	36%	45	13	6	81%	19
	36%	40	18	6	76%	24
	44%	46	8	1	91%	9
	40%	38	19	3	79%	21
	41%	45	11	3	86%	14
	41%	36	20	3	77%	23
	36%	45	14	5	81%	19
	40%	40	15	5	80%	20
<ul style="list-style-type: none"> [SPLIT A] My institution cares about students <ul style="list-style-type: none"> All College Students - May 2021 All College Students - December 2020 Caregivers - May 2021 Caregivers - December 2020 Latinx College Students - May 2021 Latinx College Students - December 2020 Black College Students - May 2021 Black College Students - December 2020 	33%	48	13	6	80%	20
	33%	44	16	7	78%	22
	44%	42	10	4	86%	14
	38%	53	7	2	91%	9
	39%	44	11	6	83%	17
	35%	56	9	-	91%	9
	32%	50	16	2	82%	18
	47%	38	13	2	85%	15

B3. [IF COLLEGE STUDENT] Now you will see some statements that students could make about their institution of higher education. For each, please indicate whether you agree or disagree.

	AGREE		DISAGREE		NET	
	Strongly	Some	Some	Strongly	AGREE	DISAGREE
• [SPLIT B] My institution cares about my safety during the pandemic						
All College Students - May 2021	39%	41	14	5	80%	20
All College Students - December 2020	36%	47	13	4	82%	18
Caregivers - May 2021	51%	37	10	1	89%	11
Caregivers - December 2020	40%	45	13	3	84%	16
Latinx College Students - May 2021	36%	41	17	6	78%	22
Latinx College Students - December 2020	44%	42	5	8	87%	13
Black College Students - May 2021	36%	41	17	6	78%	22
Black College Students - December 2020	35%	50	11	4	85%	15
• [SPLIT A] My institution cares about student health and wellbeing						
All College Students - May 2021	34%	45	14	6	80%	20
All College Students - December 2020	35%	45	15	5	80%	20
Caregivers - May 2021	37%	49	9	4	87%	13
Caregivers - December 2020	38%	42	17	2	80%	20
Latinx College Students - May 2021	37%	45	12	5	82%	18
Latinx College Students - December 2020	28%	62	7	3	90%	10
Black College Students - May 2021	34%	45	15	6	79%	21
Black College Students - December 2020	37%	48	13	2	85%	15
• My institution has communicated clearly to students since the beginning of COVID						
All College Students	33%	46	15	6	79%	21
Caregivers	46%	41	11	2	86%	14
Latinx College Students	36%	42	17	5	78%	22
Black College Students	30%	48	19	3	78%	22
• My institution is well-equipped to handle future emergencies going forward						
All College Students	24%	55	16	5	79%	21
Caregivers	33%	53	12	2	86%	14
Latinx College Students	25%	56	15	4	81%	19
Black College Students	26%	56	15	3	82%	18
• My institution is delivering a good academic experience						
All College Students - May 2021	26%	52	17	5	78%	22
All College Students - December 2020	27%	49	18	5	77%	23
Caregivers - May 2021	40%	48	9	3	88%	12
Caregivers - December 2020	37%	50	10	3	88%	12
Latinx College Students - May 2021	26%	52	16	5	79%	21
Latinx College Students - December 2020	26%	58	12	4	84%	16
Black College Students - May 2021	33%	47	16	4	81%	19
Black College Students - December 2020	37%	48	13	2	84%	16
• [SPLIT B] My institution cares about my health and wellbeing						
All College Students - May 2021	29%	47	18	7	75%	25
All College Students - December 2020	30%	41	22	6	71%	29
Caregivers - May 2021	42%	45	10	3	87%	13
Caregivers - December 2020	34%	56	5	5	90%	10
Latinx College Students - May 2021	29%	46	22	3	75%	25
Latinx College Students - December 2020	38%	48	10	4	86%	14
Black College Students - May 2021	33%	43	17	6	76%	24
Black College Students - December 2020	35%	41	18	6	76%	24

B3. [IF COLLEGE STUDENT] Now you will see some statements that students could make about their institution of higher education. For each, please indicate whether you agree or disagree.

	AGREE		DISAGREE		NET	
	Strongly	Some	Some	Strongly	AGREE	DISAGREE
<ul style="list-style-type: none"> • My institution has communicated clearly to students as it worked out its fall plans..... 						
All College Students	28%	47	18	6	75%	25
Caregivers	35%	50	11	4	85%	15
Latinx College Students	27%	45	20	7	72%	28
Black College Students	29%	49	16	6	78%	22
<ul style="list-style-type: none"> • My college degree will be worth the same as one earned before the pandemic..... 						
All College Students - May 2021	29%	46	19	6	75%	25
All College Students - December 2020	30%	40	23	7	70%	30
Caregivers - May 2021	39%	42	13	5	82%	18
Caregivers - December 2020	30%	53	9	8	83%	17
Latinx College Students - May 2021	30%	45	19	6	75%	25
Latinx College Students - December 2020	26%	45	26	3	71%	29
Black College Students - May 2021	38%	43	13	6	82%	18
Black College Students - December 2020	43%	38	16	3	81%	19
<ul style="list-style-type: none"> • [SPLIT A] My institution has students' best interest at heart..... 						
All College Students - May 2021	28%	47	19	6	75%	25
All College Students - December 2020	29%	42	20	9	71%	29
Caregivers - May 2021	42%	42	15	1	84%	16
Caregivers - December 2020	50%	37	13	1	86%	14
Latinx College Students - May 2021	31%	47	16	6	78%	22
Latinx College Students - December 2020	19%	71	8	3	89%	11
Black College Students - May 2021	25%	53	19	3	78%	22
Black College Students - December 2020	41%	38	18	3	79%	21
<ul style="list-style-type: none"> • [SPLIT B] My institution cares about students like me..... 						
All College Students - May 2021	30%	43	20	6	74%	26
All College Students - December 2020	29%	44	19	7	73%	27
Caregivers - May 2021	38%	45	11	6	83%	17
Caregivers - December 2020	24%	59	11	7	83%	17
Latinx College Students - May 2021	27%	50	17	6	77%	23
Latinx College Students - December 2020	29%	51	8	12	80%	20
Black College Students - May 2021	36%	37	20	8	73%	27
Black College Students - December 2020	36%	30	18	16	66%	34
<ul style="list-style-type: none"> • [SPLIT A] The way my institution handled the pandemic this past semester made me trust its leadership more..... 						
All College Students - May 2021	23%	49	18	9	72%	28
All College Students - December 2020	24%	46	21	10	69%	31
Caregivers - May 2021	36%	44	17	4	80%	20
Caregivers - December 2020	24%	46	25	5	69%	31
Latinx College Students - May 2021	34%	47	11	8	81%	19
Latinx College Students - December 2020	26%	59	14	2	85%	15
Black College Students - May 2021	21%	57	16	6	78%	22
Black College Students - December 2020	39%	47	11	3	86%	14

B3. [IF COLLEGE STUDENT] Now you will see some statements that students could make about their institution of higher education. For each, please indicate whether you agree or disagree.

	AGREE		DISAGREE		NET	
	Strongly	Some	Some	Strongly	AGREE	DISAGREE
• [SPLIT B] My institution has my best interest at heart.....						
All College Students - May 2021	25%	47	21	7	72%	28
All College Students - December 2020	26%	45	21	8	71%	29
Caregivers - May 2021	35%	48	13	4	83%	17
Caregivers - December 2020	16%	63	18	3	79%	21
Latinx College Students - May 2021	25%	48	21	6	74%	26
Latinx College Students - December 2020	29%	49	16	6	78%	22
Black College Students - May 2021	31%	41	20	8	72%	28
Black College Students - December 2020	31%	39	20	11	70%	30
• My college degree will give me a salary equal to one earned before the pandemic.....						
All College Students - May 2021	20%	50	24	7	69%	31
All College Students - December 2020	24%	40	27	9	64%	36
Caregivers - May 2021	31%	40	23	6	72%	28
Caregivers - December 2020	27%	52	17	5	78%	22
Latinx College Students - May 2021	27%	45	24	4	72%	28
Latinx College Students - December 2020	13%	52	28	6	65%	35
Black College Students - May 2021	23%	47	22	9	70%	30
Black College Students - December 2020	24%	48	24	4	72%	28
• My institution is transparent about changes to tuition and fees.....						
All College Students - May 2021	20%	47	24	10	67%	33
All College Students - December 2020	21%	41	27	11	62%	38
Caregivers - May 2021	34%	47	14	5	81%	19
Caregivers - December 2020	21%	53	22	4	74%	26
Latinx College Students - May 2021	24%	46	22	7	70%	30
Latinx College Students - December 2020	17%	45	33	5	62%	38
Black College Students - May 2021	20%	52	20	9	72%	28
Black College Students - December 2020	37%	30	21	12	67%	33
• My institution is delivering a good return on investment.....						
All College Students - May 2021	19%	47	27	6	66%	34
All College Students - December 2020	20%	46	28	6	66%	34
Caregivers - May 2021	35%	43	20	2	78%	22
Caregivers - December 2020	20%	56	20	4	76%	24
Latinx College Students - May 2021	20%	49	25	6	69%	31
Latinx College Students - December 2020	13%	58	24	5	71%	29
Black College Students - May 2021	26%	47	21	6	73%	27
Black College Students - December 2020	23%	50	20	7	74%	26
• My institution is transparent about how it has spent or plans to spend COVID-relief funding from the government.....						
All College Students - May 2021	19%	42	28	12	61%	39
All College Students - December 2020	17%	40	29	15	57%	43
Caregivers - May 2021	24%	48	21	6	73%	27
Caregivers - December 2020	16%	49	27	8	65%	35
Latinx College Students - May 2021	24%	41	25	10	65%	35
Latinx College Students - December 2020	15%	47	30	8	62%	38
Black College Students - May 2021	21%	48	21	9	69%	31
Black College Students - December 2020	24%	41	21	13	65%	35

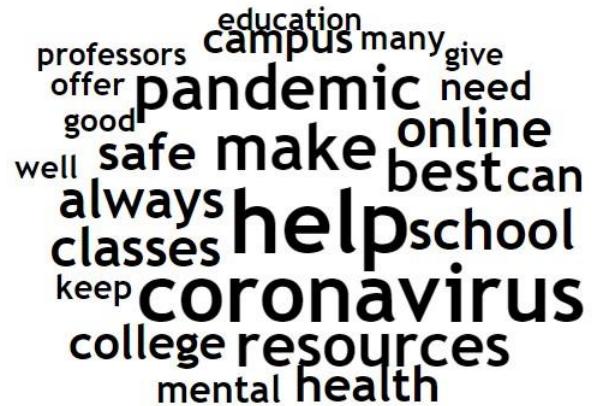
B3. [IF COLLEGE STUDENT] Now you will see some statements that students could make about their institution of higher education. For each, please indicate whether you agree or disagree.

	AGREE		DISAGREE		NET	
	Strongly	Some	Some	Strongly	AGREE	DISAGREE
<ul style="list-style-type: none"> • [SPLIT A] My institution only cares about the money it can get from students 						
All College Students - May 2021	19%	36	30	16	54%	46
All College Students - December 2020	21%	30	31	19	51%	49
Caregivers - May 2021	27%	30	27	16	57%	43
Caregivers - December 2020	12%	32	35	21	45%	55
Latinx College Students - May 2021	18%	35	27	20	52%	48
Latinx College Students - December 2020	11%	41	45	2	53%	47
Black College Students - May 2021	22%	40	30	7	63%	37
Black College Students - December 2020	21%	32	34	13	53%	47
<ul style="list-style-type: none"> • [SPLIT B] My institution only cares about the money it can get from me .. 						
All College Students - May 2021	18%	34	30	18	52%	48
All College Students - December 2020	21%	29	33	18	50%	50
Caregivers - May 2021	13%	32	23	31	46%	54
Caregivers - December 2020	12%	27	47	14	39%	61
Latinx College Students - May 2021	21%	37	31	12	58%	42
Latinx College Students - December 2020	13%	42	26	19	55%	45
Black College Students - May 2021	23%	29	25	23	52%	48
Black College Students - December 2020	22%	38	28	13	59%	41
<ul style="list-style-type: none"> • [SPLIT B] The way my institution handled the pandemic this past semester made me trust its leadership less 						
All College Students - May 2021	14%	38	30	18	52%	48
All College Students - December 2020	17%	34	32	18	51%	49
Caregivers - May 2021	25%	33	25	16	59%	41
Caregivers - December 2020	14%	48	24	14	62%	38
Latinx College Students - May 2021	15%	41	31	13	56%	44
Latinx College Students - December 2020	14%	28	37	21	42%	58
Black College Students - May 2021	22%	36	25	17	58%	42
Black College Students - December 2020	22%	40	23	14	63%	37

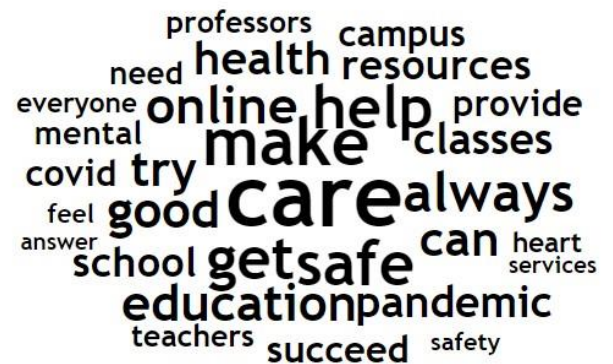
Q90A. [SPLIT A] You indicated that your institution cares about students. In a few words, please explain what gives you this impression.



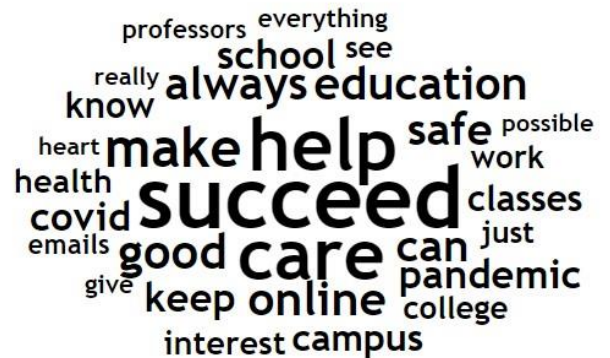
Q90B. [SPLIT B] You indicated that your institution cares about students like you. In a few words, please explain what gives you this impression.



Q91A. [SPLIT A] You indicated that your institution has students' best interests at heart. In a few words, please explain what gives you this impression.



Q91B. [SPLIT B] You indicated that your institution has your best interest at heart. In a few words, please explain what gives you this impression.



Q92. Which of the following do you believe is the most important higher education policy for President Biden and Congress to implement?

	<u>All College</u>	<u>Caregivers</u>	<u>Latinx</u>	<u>Black</u>	<u>HS Seniors</u>
Making the cost of higher education more affordable for all students	20%	14%	18%	12%	19%
Cancelling all student loan debt.....	18	19	21	19	14
Tuition-free public four-year colleges and universities	14	10	13	13	20
Doubling the federal Pell Grant maximum from \$6,000 to \$12,000 for the lowest-income students.....	7	15	8	10	2
\$10,000 of federal student loan debt forgiveness for all borrowers.....	7	9	7	10	4
Ensuring higher education provides a good value to students.....	7	5	4	5	4
Tuition-free public two-year community colleges	6	6	8	8	6
Improving federal student loan debt forgiveness for public servants (e.g., teachers and nonprofit employees).....	4	7	6	7	6
Setting quality standards for online higher education programs	3	3	3	4	5
Expanding access to affordable repayment plans that are based on a percentage of the borrower's income.....	3	5	3	4	7
Giving students and families more information about where their tuition dollars are going.....	3	2	3	4	5
Other higher education policy.....	*	1	*	*	*
None of the above.....	6	4	5	4	8

Q93. When it comes to the coronavirus pandemic in the United States, do you personally think that...

	<u>All College</u>	<u>Caregivers</u>	<u>Latinx</u>	<u>Black</u>	<u>HS Seniors</u>
The worst is over	53%	47%	48%	38%	47%
The worst is yet to come	18	28	20	33	32
Don't know.....	30	25	32	29	21

Q94. Which of the following best describes the current state of the U.S. economy?

	<u>All College</u>	<u>Caregivers</u>	<u>Latinx</u>	<u>Black</u>	<u>HS Seniors</u>
The economy is getting better	26%	27%	29%	34%	19%
The economy is staying the same.....	25	26	27	26	21
The economy is getting worse	33	37	30	26	34
Don't know.....	15	10	14	13	26

Q95. Thinking about your personal financial situation over the next few months, do you feel confident or uneasy?

	<u>All College</u>	<u>Caregivers</u>	<u>Latinx</u>	<u>Black</u>	<u>HS Seniors</u>
Uneasy.....	47%	49%	42%	34%	49%
Confident.....	35	39	38	43	32
Not sure.....	18	12	20	23	20

Q96. [IF COLLEGE STUDENT] Thinking about the current higher education institution you attend, did you receive or see any marketing materials (TV ads, mailers, digital ads, etc.) about your school before you decided to enroll?

	<u>All College</u>	<u>Caregivers</u>	<u>Latinx</u>	<u>Black</u>
Yes.....	47%	46%	46%	44%
No.....	53	54	54	56

Q97. [IF YES] Which types of materials/ads did you see? Select all that apply.

	<u>All College</u>	<u>Caregivers</u>	<u>Latinx</u>	<u>Black</u>
Email	61%	51%	59%	55%
Mailers.....	51	33	40	34
Social media (Facebook, Twitter, etc.)	43	58	44	52
Digital ads.....	37	45	38	33
TV ads.....	29	57	30	46
Other.....	3	-	3	2

Q98. [IF COLLEGE STUDENT] On a scale of 1 to 7, how much does your school market itself to potential students, where 1 is they don't market at all and 7 is they market aggressively (a lot of TV ads, mailers, etc.)?

	<u>All College</u>	<u>Caregivers</u>	<u>Latinx</u>	<u>Black</u>
1 - They don't market at all	2%	2%	3%	2%
2.....	7	3	7	4
3.....	13	12	11	11
4.....	31	30	33	29
5.....	28	25	25	25
6.....	11	17	13	15
7 - They market aggressively.....	7	11	8	14
MEAN.....	4.38	4.66	4.42	4.73

Q99. [IF COLLEGE STUDENT] Do you receive a Pell Grant (a need-based federal education grant)?

	<u>All College</u>	<u>Caregivers</u>	<u>Latinx</u>	<u>Black</u>
Yes.....	36%	53%	44%	40%
No.....	53	43	41	49
Don't know.....	12	4	14	10

Q100. [IF COLLEGE STUDENT] Have you taken out student loans to help pay for school?

	<u>All College</u>	<u>Caregivers</u>	<u>Latinx</u>	<u>Black</u>
Yes.....	46%	59%	40%	49%
No.....	54	41	60	51

Q101. [IF TAKEN OUT LOANS] Roughly how much in student loans will you have borrowed by the time you graduate?

	<u>All College</u>	<u>Caregivers</u>	<u>Latinx</u>	<u>Black</u>
Less than \$5,000.....	9%	8%	10%	14%
\$5,000 - \$9,999.....	16	14	24	24
\$10,000 - \$24,999.....	30	39	34	32
\$25,000 - \$39,999.....	17	23	15	9
\$40,000 - \$74,999.....	13	9	10	7
\$75,000+	5	6	1	3
Prefer not to say.....	10	2	5	11

Q102. [IF TAKEN OUT LOANS] Prior to taking out these student loans, did anyone discuss with you the risks, repayment plans, interest, or any other details of the loan?

	<u>All College</u>	<u>Caregivers</u>	<u>Latinx</u>	<u>Black</u>
Yes.....	61%	62%	58%	61%
No.....	27	29	34	31
Don't remember.....	12	10	8	8

Q103. [IF TAKEN OUT LOANS] How much do you agree or disagree with the following statement: "I took out student loans because I think they are an important investment in my future."

	<u>All College</u>	<u>Caregivers</u>	<u>Latinx</u>	<u>Black</u>
Strongly agree.....	34%	46%	39%	32%
Somewhat agree.....	45	42	46	41
Somewhat disagree.....	14	11	10	16
Strongly disagree.....	7	1	6	11
AGREE (NET).....	78%	87	84	73
DISAGREE (NET).....	22	13	16	27

Q104. [IF TAKEN OUT LOANS] Do you know how much your student loan payment will be per month after you graduate?		<u>All College</u>	<u>Caregivers</u>	<u>Latinx</u>	<u>Black</u>
I know exactly what I will need to pay each month to pay back my loan on time.....		19%	37%	28%	29%
I have a general estimated range of what I will need to pay each month to pay back my loan on time.....		43	43	39	40
I have no idea what my monthly payment will be.....		38	20	33	31

Q105. [IF TAKEN OUT LOANS] And finally, how confident are you that you will be able to make your monthly student loan payments?		<u>All College</u>	<u>Caregivers</u>	<u>Latinx</u>	<u>Black</u>
Very confident.....		21%	34%	28%	23%
Somewhat confident.....		52	46	42	56
Not very confident.....		19	11	21	13
Not at all confident.....		9	8	8	8
CONFIDENT (NET).....		72%	81	70	79
NOT CONFIDENT (NET).....		28	19	30	21

The following questions are for statistical purposes only.

S2. Are you currently enrolled in high school or a higher education [I.E. COLLEGE OR UNIVERSITY] program?	<u>All College</u>	<u>Caregivers</u>	<u>Latinx</u>	<u>Black</u>	<u>HS Seniors</u>
Yes - currently enrolled in high school.....	-	-	-	-	100%
Yes - currently enrolled in a higher education program (i.e. college or university).....	100	100	100	100	-
No.....	-	-	-	-	-

S3. What grade of school or level of education are you currently enrolled in?	<u>All College</u>	<u>Caregivers</u>	<u>Latinx</u>	<u>Black</u>	<u>HS Seniors</u>
9th grade.....	-	-	-	-	-
10th grade.....	-	-	-	-	-
11th grade.....	-	-	-	-	-
12th grade.....	-	-	-	-	100
1st year of college.....	30	26	34	40	-
2nd year of college.....	30	30	28	30	-
3rd year of college.....	23	25	24	18	-
4th year of college.....	12	9	10	10	-
5th year of college or higher.....	4	9	5	2	-

S4. [IF COLLEGE STUDENT] Have you graduated from college with a Bachelor's degree?		<u>All College</u>	<u>Caregivers</u>	<u>Latinx</u>	<u>Black</u>
Yes.....		-	-	-	-
No.....		100	100	100	100

S5. [IF NO] Have you graduated from college with an Associate degree?		<u>All College</u>	<u>Caregivers</u>	<u>Latinx</u>	<u>Black</u>
Yes.....		18%	32%	24%	19%
No.....		82	68	76	81

S6. [IF HAVE ASSOCIATE DEGREE] Do you intend to continue to pursue your higher education, now or in the near future?		<u>All College</u>	<u>Caregivers</u>	<u>Latinx</u>	<u>Black</u>
Yes.....		100%	100%	100%	100%
No.....		-	-	-	-

S7. [IF HIGH SCHOOL SENIOR] Do you intend to enroll in and attend college immediately after graduation?

Yes, definitely.....	66%
Yes, probably.....	25
No, probably not.....	9
No, definitely not.....	-
YES (NET).....	91%
NO (NET).....	9

S8. Prior to the coronavirus outbreak, had you ever taken an online class?

	<u>All College</u>	<u>Caregivers</u>	<u>Latinx</u>	<u>Black</u>	<u>HS Seniors</u>
Yes.....	64%	75%	62%	65%	37%
No.....	36	25	38	35	63

S9. As you may know, there will be an election for Congress and other offices in November 2022. How likely are you to vote in the November 2022 election?

	<u>All College</u>	<u>Caregivers</u>	<u>Latinx</u>	<u>Black</u>	<u>HS Seniors</u>
Definitely.....	46%	54%	46%	46%	39%
Probably.....	23	14	19	21	25
Chance 50-50.....	19	20	22	19	13
Probably not.....	7	6	6	7	14
Definitely not.....	3	4	3	4	3
I'm not eligible to vote.....	3	2	4	3	7

P1. When it comes to politics, do you generally think of yourself as a strong Democrat, not very strong Democrat, strong Republican, not very strong Republican, an independent, or some other political party? **[IF INDEPENDENT/OTHER]** Do you think of yourself as closer to the Democratic Party or the Republican Party?

	<u>All College</u>	<u>Caregivers</u>	<u>Latinx</u>	<u>Black</u>	<u>HS Seniors</u>
Strong Democrat.....	49%	41%	55%	61%	34%
Lean Democrat.....	8	8	8	8	12
Independent.....	14	13	12	14	11
Lean Republican.....	3	3	2	1	3
Strong Republican.....	18	28	12	5	21
I am not involved in politics at all.....	8	7	11	12	19
DEMOCRAT (NET).....	49%	41	55	61	34
INDEPENDENT (NET).....	26	24	22	23	27
REPUBLICAN (NET).....	18	28	12	5	21
DEMOCRAT W/LEANERS (NET).....	57%	49	62	68	46
REPUBLICAN W/LEANERS (NET).....	21	31	15	5	24

S10. [IF EMPLOYED] Is your job considered "essential" during the coronavirus pandemic, meaning you are required to work in-person and not from home?

	<u>All College</u>	<u>Caregivers</u>	<u>Latinx</u>	<u>Black</u>	<u>HS Seniors</u>
Yes.....	62%	65%	67%	53%	68%
No.....	35	35	30	41	27
Don't know.....	4	-	4	6	4

D100. What is your gender?

	<u>All College</u>	<u>Caregivers</u>	<u>Latinx</u>	<u>Black</u>	<u>HS Seniors</u>
Male.....	41%	30%	42%	49%	49%
Female.....	57	70	58	51	46
Other.....	1	-	*	*	5

DAGECOLL. [IF COLLEGE STUDENT]

	<u>All College</u>	<u>Caregivers</u>	<u>Latinx</u>	<u>Black</u>
What is your age?				
18-29.....	82%	44%	80%	83%
30-44.....	14	47	17	13
45-54.....	3	8	2	2
55-64.....	1	1	1	2
65+.....	*	-	-	1

DAGEHS. [IF HIGH SCHOOL SENIOR] What is your age?

16-17.....	40%
18-19.....	55
20-21.....	5

DRACE. To ensure a representative sample, please indicate your race. **[IF BLACK/WHITE/OTHER]** Do you consider yourself a Hispanic, Latino, or Spanish-speaking American?

	<u>All College</u>	<u>Caregivers</u>	<u>Latinx</u>	<u>Black</u>	<u>HS Seniors</u>
Black/African-American.....	14%	15%	-	100%	11%
White/Caucasian.....	54	50	-	-	58
Hispanic/Latino.....	20	28	100	-	21
Asian-American.....	9	6	-	-	7
Native American.....	*	1	-	-	*
Other.....	2	1	-	-	1

D105. When it comes to politics, do you generally think of yourself as:

	<u>All College</u>	<u>Caregivers</u>	<u>Latinx</u>	<u>Black</u>	<u>HS Seniors</u>
Liberal.....	40%	30%	41%	32%	39%
Moderate.....	42	45	46	54	41
Conservative.....	18	24	13	14	19

D112. Are you the parent or guardian of a child under the age of 18, or the caregiver to a parent or family member?

	<u>All College</u>	<u>Caregivers</u>	<u>Latinx</u>	<u>Black</u>	<u>HS Seniors</u>
Yes.....	11%	100%	16%	12%	3%
No.....	89	-	84	88	97

D120X. Prior to the coronavirus pandemic, what was your employment status?

	<u>All College</u>	<u>Caregivers</u>	<u>Latinx</u>	<u>Black</u>	<u>HS Seniors</u>
Employed full time.....	14%	43%	15%	25%	6%
Employed part time.....	25	20	23	27	28
Not employed, but looking for work.....	21	7	26	23	29
Not employed, and not looking for work.....	22	6	20	14	26
Retired.....	1	*	-	1	-
Homemaker.....	3	11	3	1	*
Other.....	15	13	12	9	12

D120. What is your current employment status?

	<u>All College</u>	<u>Caregivers</u>	<u>Latinx</u>	<u>Black</u>	<u>HS Seniors</u>
Employed full time.....	9%	35%	13%	20%	4%
Employed part time.....	19	16	19	25	31
Not employed, but looking for work.....	29	16	34	27	32
Not employed, and not looking for work.....	22	8	19	13	21
Retired.....	*	*	*	1	-
Homemaker.....	3	13	3	2	*
Other.....	18	11	12	12	11

D140. How would you describe the area where you live?

	<u>All College</u>	<u>Caregivers</u>	<u>Latinx</u>	<u>Black</u>	<u>HS Seniors</u>
City.....	29%	40%	40%	36%	15%
Suburban area.....	50	33	41	48	53
Small town.....	11	14	10	6	18
Rural area.....	10	14	9	10	14

QF4. If you added together the yearly income of all the members of your family who were living at home last year, what would the total be?

	<u>All College</u>	<u>Caregivers</u>	<u>Latinx</u>	<u>Black</u>	<u>HS Seniors</u>
\$10,000 or less.....	8%	8%	10%	15%	13%
Between \$10,000 and \$20,000.....	9	11	8	12	10
Between \$20,000 and \$30,000.....	10	15	13	11	9
Between \$30,000 and \$40,000.....	9	12	10	12	5
Between \$40,000 and \$50,000.....	8	8	9	8	4
Between \$50,000 and \$75,000.....	13	17	17	12	11
Between \$75,000 and \$100,000.....	11	9	9	11	8
Between \$100,000 and \$150,000.....	10	12	4	5	13
\$150,000 or more.....	6	6	4	3	6
Don't know enough to say.....	16	4	16	10	22

DX2. [IF TOOK ONLINE CLASS BEFORE COVID] Prior to the coronavirus outbreak, how much of your education was online?

	<u>All College</u>	<u>Caregivers</u>	<u>Latinx</u>	<u>Black</u>	<u>HS Seniors</u>
Entirely online.....	24%	36%	23%	36%	24%
Mostly online, with some in-person classes.....	16	25	20	28	21
Mostly in-person, with some online classes.....	48	34	47	30	34
Entirely in-person.....	13	4	10	6	21
ANY OF EDUCATION ONLINE (NET).....	87%	96	90	94	79
ANY OF EDUCATION IN PERSON (NET).....	76	64	77	64	76

DX3. How much of your education is currently online?

	<u>All College</u>	<u>Caregivers</u>	<u>Latinx</u>	<u>Black</u>	<u>HS Seniors</u>
Entirely online.....	63%	61%	73%	62%	45%
Mostly online, with some in-person classes.....	24	32	16	29	15
Mostly in-person, with some online classes.....	10	4	7	7	18
Entirely in-person.....	3	2	4	2	22
ANY OF EDUCATION ONLINE (NET).....	97%	98	96	98	78
ANY OF EDUCATION IN PERSON (NET).....	37	39	27	38	55

DX4. [IF COLLEGE STUDENT] Which of the following best describes the higher education institution you are currently attending?

	<u>All College</u>	<u>Caregivers</u>	<u>Latinx</u>	<u>Black</u>
2-year public institution.....	25%	32%	35%	27%
4-year public institution.....	58	49	51	58
2- or 4-year private non-profit institution.....	9	8	7	9
2- or 4-year private for-profit institution.....	8	10	7	6

DX5. Do you know anyone who has been infected with coronavirus?

	<u>All College</u>	<u>Caregivers</u>	<u>Latinx</u>	<u>Black</u>	<u>HS Seniors</u>
I have	19%	21%	20%	14%	11%
A family member has	45	47	50	37	42
A friend has	44	37	41	29	49
Someone else I personally know has	36	30	33	24	47
Nobody I know has been infected with coronavirus	21	18	18	31	15
YES (NET).....	79%	82	82	69	85

DX6. Do you know anyone who has lost their job due to the coronavirus pandemic?

	<u>All College</u>	<u>Caregivers</u>	<u>Latinx</u>	<u>Black</u>	<u>HS Seniors</u>
I have	13%	22%	13%	9%	6%
A family member has	21	32	25	22	21
A friend has	21	27	22	16	17
Someone else I personally know has	25	25	24	20	24
Nobody I know has lost their job due to the coronavirus pandemic	46	32	44	52	46
YES (NET).....	54%	68	56	48	54

REGION. Coded National Region

	<u>All College</u>	<u>Caregivers</u>	<u>Latinx</u>	<u>Black</u>	<u>HS Seniors</u>
Northeast.....	16%	11%	17%	16%	14%
Midwest.....	19	19	10	14	19
South.....	39	43	35	58	40
West.....	26	27	37	11	27