

# Whether It's Work, Wealth, or Wages: You **ARE** Better Off Today

*Comparing Biden-Harris to Trump on the Economy*



**THIRD WAY**

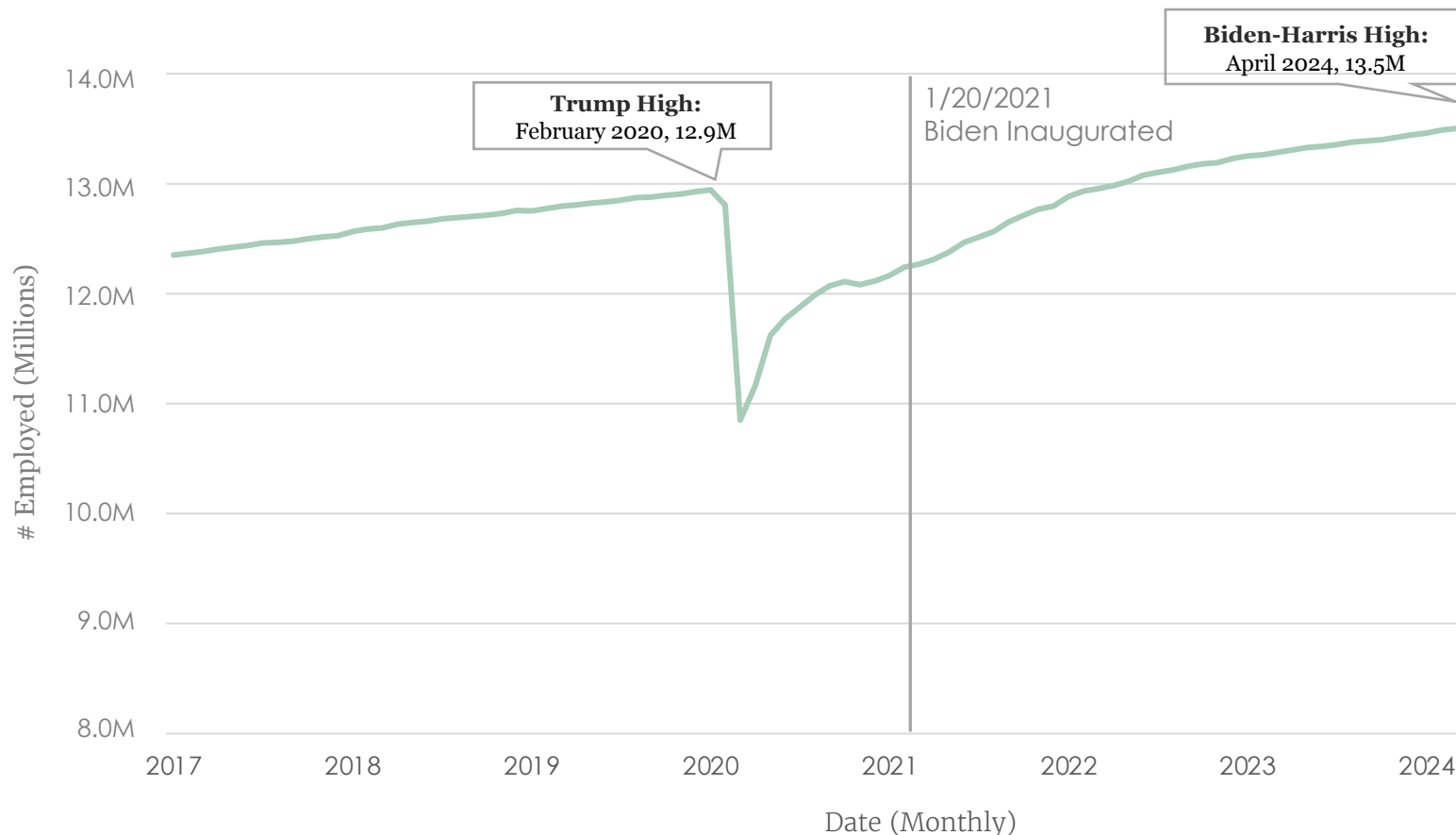


## Work

# More Americans Are Working under Biden-Harris than Trump

- More Americans are employed than at any time in history.
- 5.6 million more people are employed in America under the Biden-Harris Administration than on Trump's best day.
- And that's 13 million more working Americans since Trump's last day.

Total US Employed: 2017-2024





## Work

# Construction Employment under Biden-Harris Far Surpasses Trump

- Construction employment is 600,000 (+8%) higher under the Biden-Harris Administration than Trump's best day.



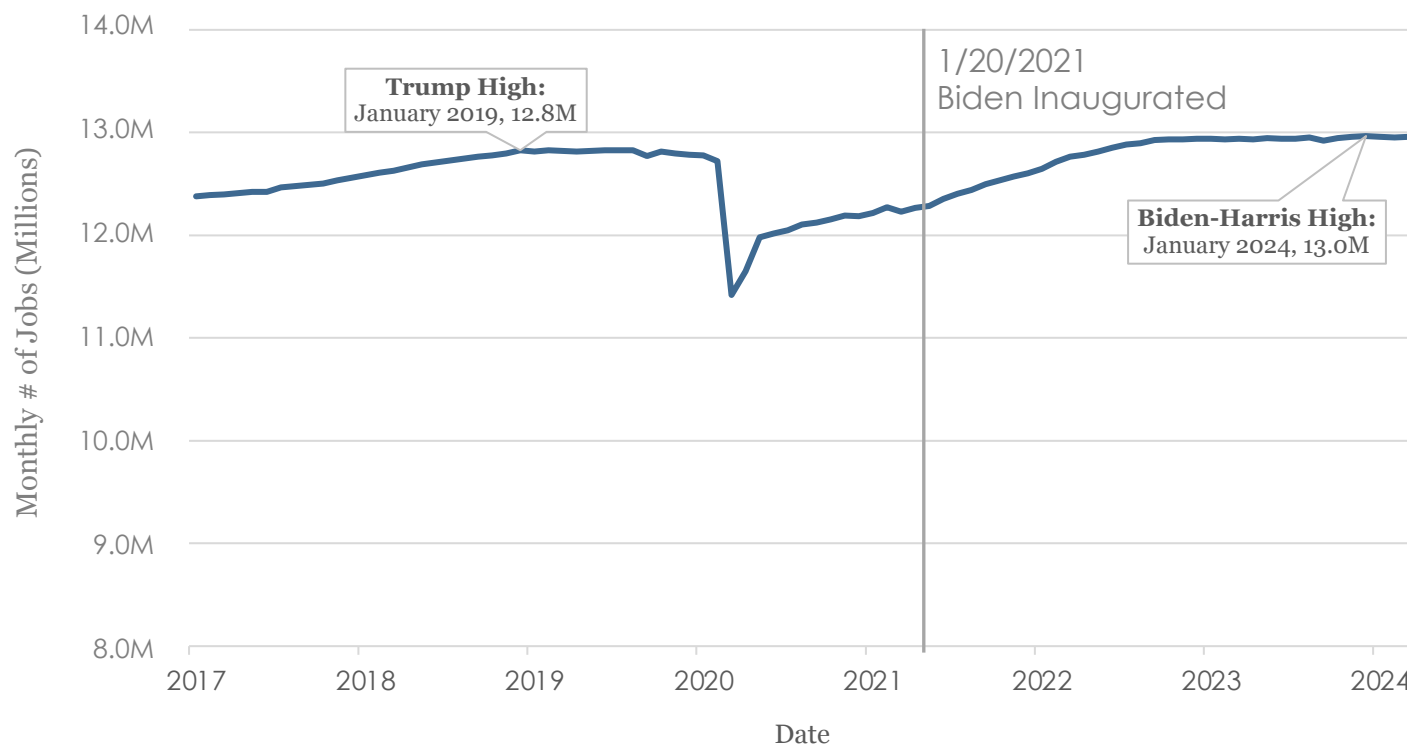


## Work

# More Americans Are Working in Manufacturing under Biden-Harris than Trump

US Manufacturing Jobs 2017-2024

- More manufacturing jobs today than at any time under Trump.
- 138,000 more people employed in manufacturing under the Biden-Harris Administration than Trump's best day.
- The CHIPS, Infrastructure, and IRA laws have grown manufacturing jobs by 6% under the Biden-Harris Administration.
- More Americans are working in manufacturing than any time since November 2009.



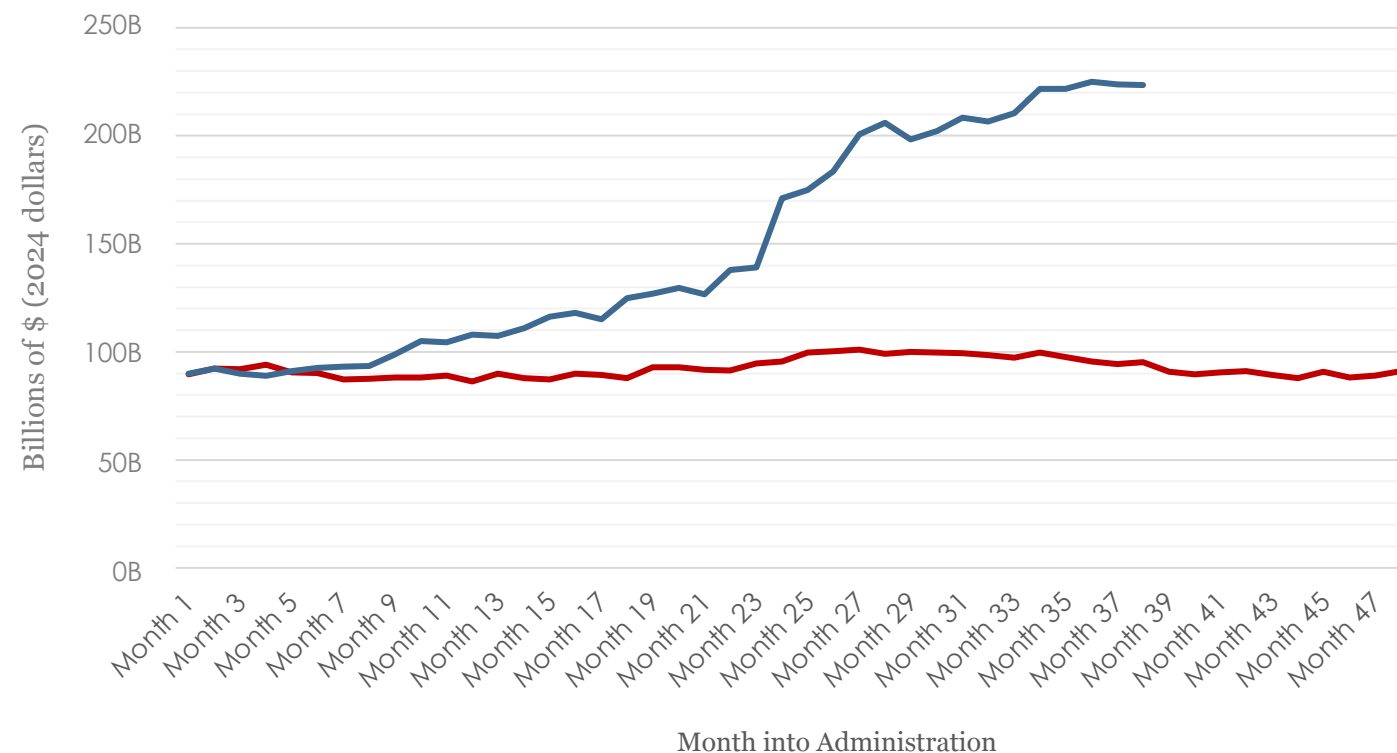


## Work

# Manufacturing Investment under Biden-Harris is More than Double that of Trump

Total US Manufacturing Construction  
Spending 2017-2024, Inflation Adjusted

■ Trump (2017-2021) ■ Biden-Harris (2021-Present)



- Spending on construction for manufacturing is \$124B higher under the Biden-Harris Administration (\$225B to \$101B in Trump's best month).
- We're currently building 150% more manufacturing than under Trump, even after adjusting for inflation.
- The National Association of Manufacturers says nearly 600,000 manufacturing jobs now open.



# Wealth

## Stocks Are Doing Far Better under Biden-Harris than Trump

- Peak to peak, the S&P 500 is 1,400 points higher under the Biden-Harris Administration.
- Stock prices are up 48% from Trump's best day.
- 58% of US households own stock.
- The median retirement account is up \$12,000 under the Biden-Harris Administration.

S&P 500 Performance 2017-2024



Source: S&P 500 closing data from the Federal Reserve Bank of St. Louis. Data through July 16, 2024.

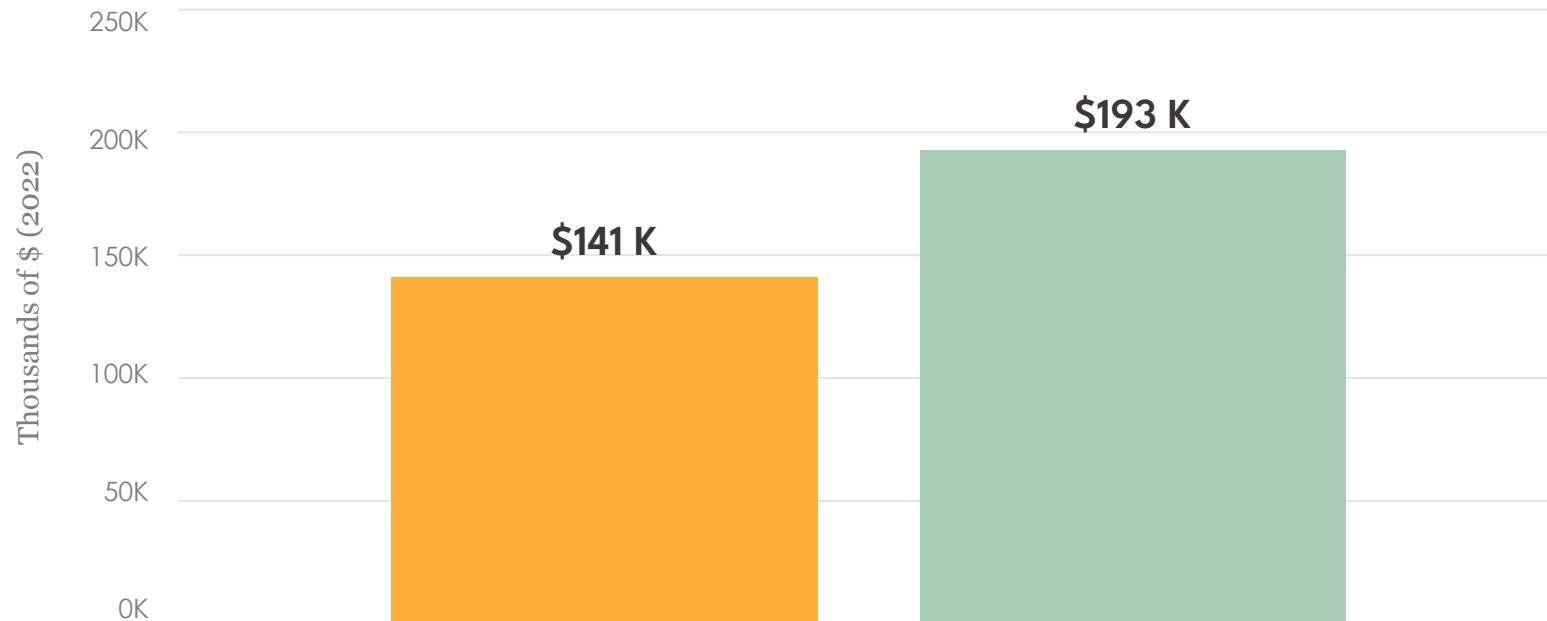


## Wealth

# Americans Are Far Wealthier under Biden-Harris Than Trump

Median Net Worth of All Families  
2019 and 2022, Inflation Adjusted

■ Trump 2019 ■ Biden-Harris 2022



- Net worth has shot up under the Biden-Harris Administration compared to Trump.
- The median family is \$52,000 wealthier under the Biden-Harris Administration than Trump.
- And this measure does not include the run up in stock prices and home values for 2023 and the first half of 2024.

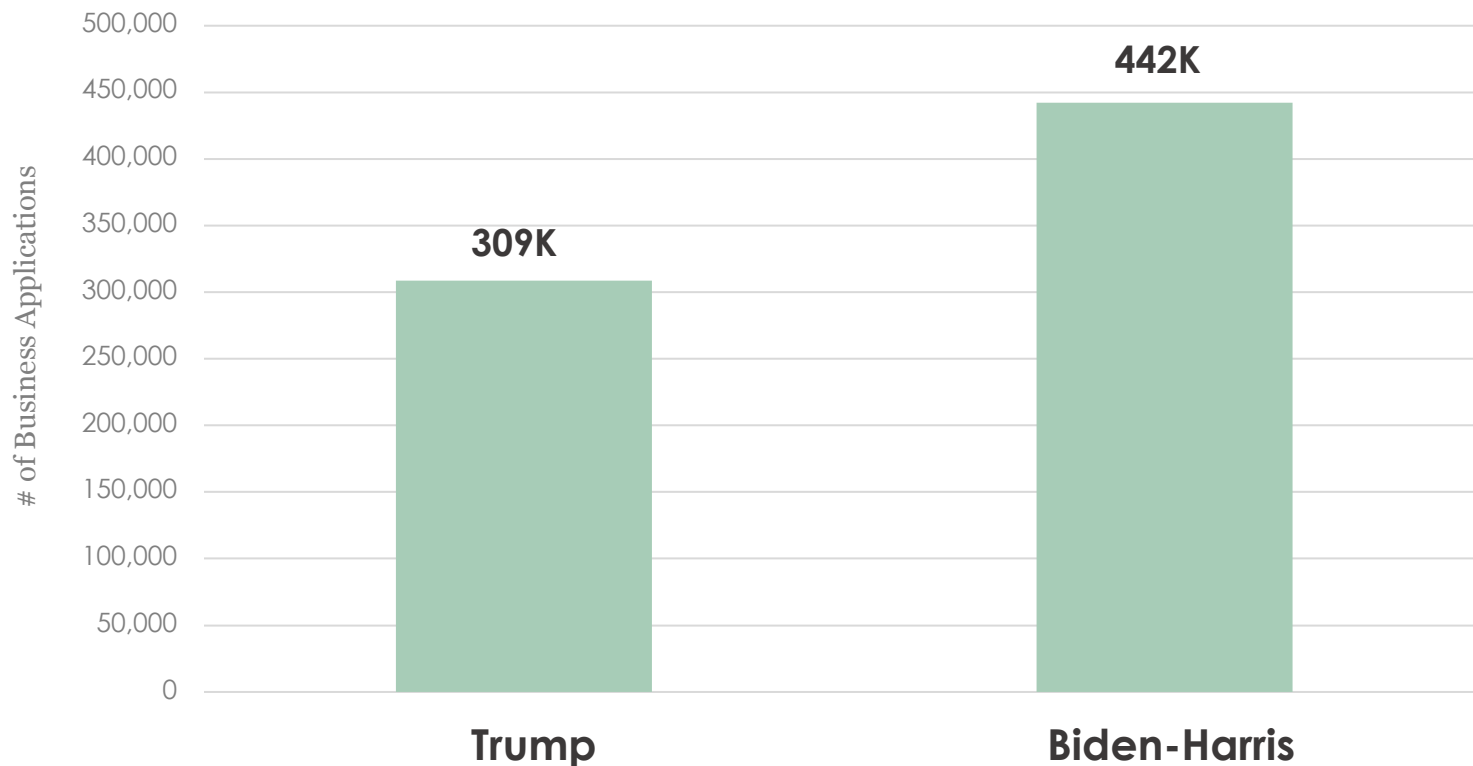
Note: This survey is taken every three years and thus 2019 and 2022 are the only comparison between Trump and Biden-Harris.  
Source: Survey of Consumer Finances from the Federal Reserve Board of Governors.



## More Business Have Started under Biden-Harris than Trump

- New business starts under the Biden-Harris Administration have sprinted past Trump by an average of 133,000 per month.
- 17.2 million new business applications have been filed under the Biden-Harris Administration to date; 2.5 million more than under all of Trump.
- 49 out of 50 states have more businesses today than at any time under Trump.

Monthly Business Starts for Full Administration





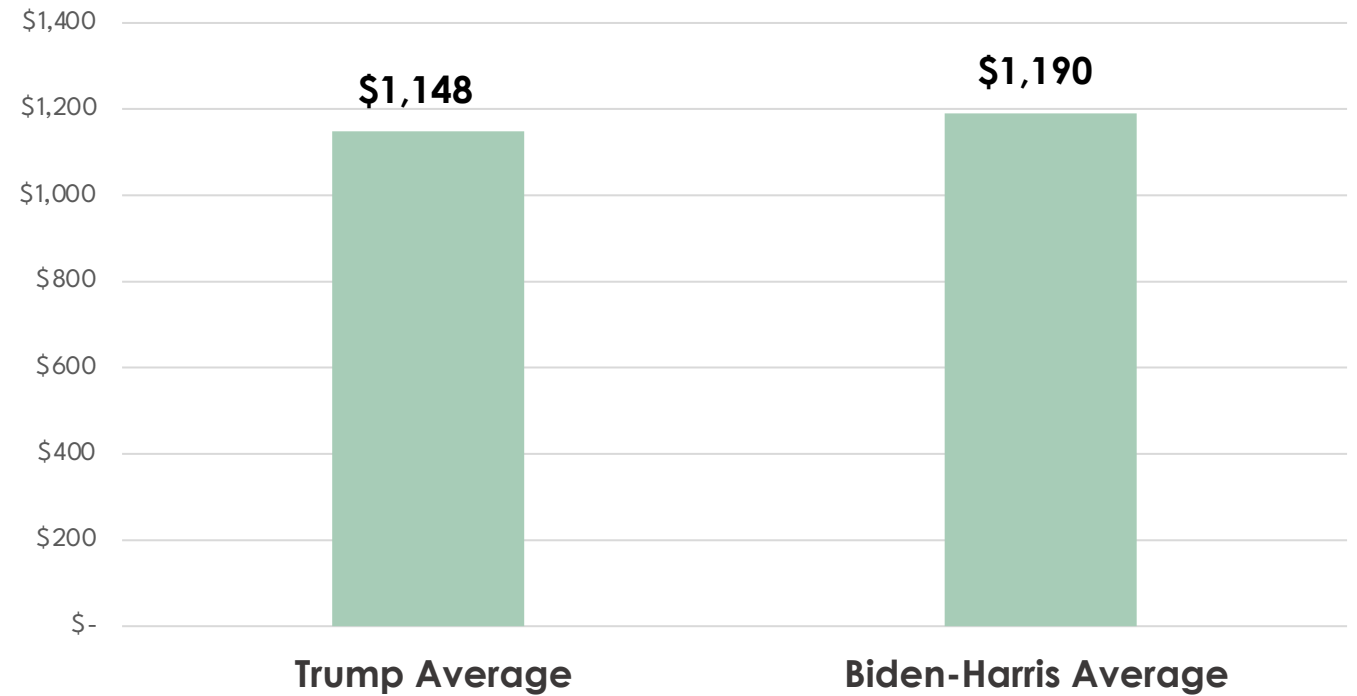


## Wages

# Americans Are Earning More under Biden-Harris than Trump Even After Inflation

- Average inflation-adjusted weekly wages are up \$42 under the Biden-Harris Administration.
- This is equivalent to \$2,200 more in your pocket per year.
- After accounting for inflation, workers are earning 3.7% more under the Biden-Harris Administration than Trump.

Average Real Weekly Earnings



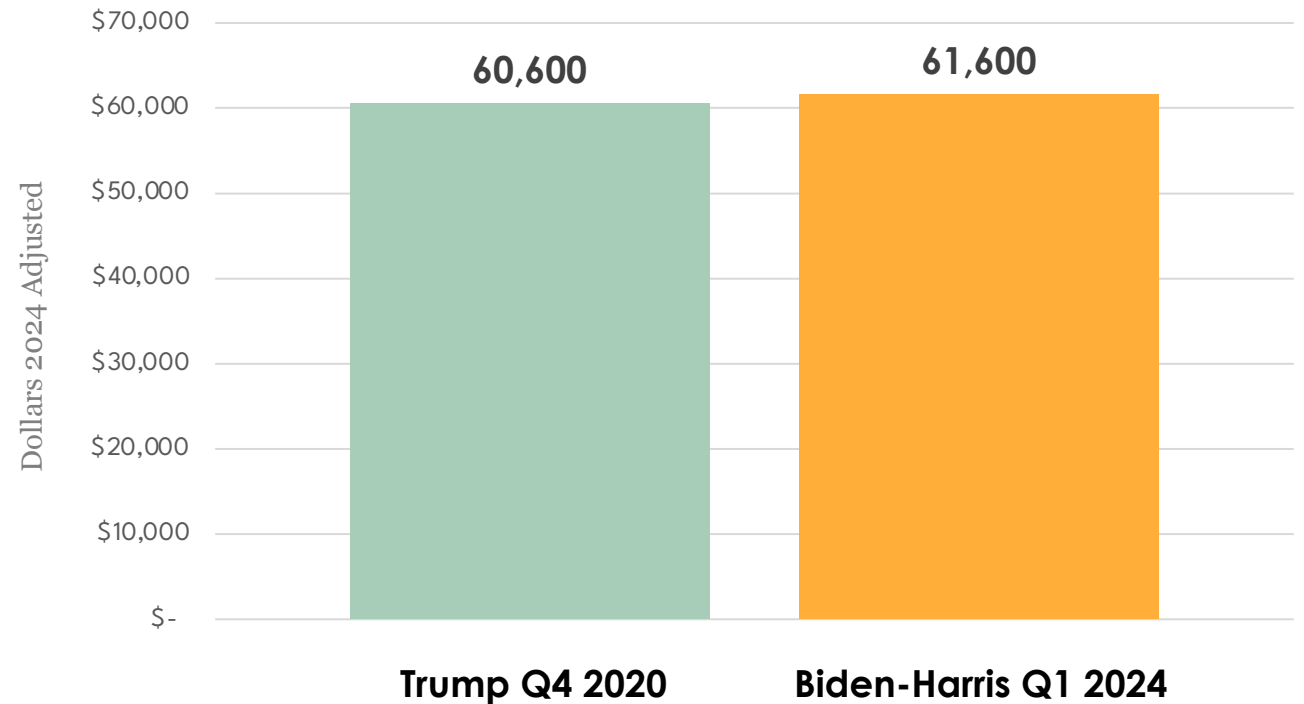


## Wages

# Real Disposable Personal Income is Higher under Biden-Harris than Trump

- Real disposable personal income grew under the Biden-Harris Administration and is \$1,000 higher than in Trump's last quarter in office.
- Disposable personal income includes all sources of income after taxes.

Per Person Real Disposable Personal Income





## Wages

# Fewer Americans Are Uninsured under Biden-Harris than under Trump

- 1.4 million fewer people do not have insurance under the Biden-Harris Administration than under Trump.
- This is a 4% decline in uninsured Americans.
- 10 million more people get their insurance from the ACA marketplace since 2019.

Average Uninsured Rate 2017-2022

